



CONFIRMED MINUTES

Annual Electors Meeting Tuesday, 21 May 2024

Date: Tuesday, 21 May 2024

Time: 6:00pm

Location: Lesser Hall, York

Order Of Business

1	Opening	3
1.1	Declaration of Opening	3
1.2	Acknowledgement / Disclaimer	3
1.3	Attendance Via Electronic Means	3
1.4	Standing Orders	3
1.5	Announcement of Visitors	3
1.6	Declarations of Interest that Might Cause a Conflict	3
1.7	Declaration of Financial Interests	3
1.8	Disclosure of Interests that May Affect Impartiality	3
2	Attendance	4
2.1	Members	4
2.2	Staff	4
2.3	Apologies	4
2.4	Leave of Absence Previously Approved	4
2.5	Number of People in the Gallery at Commencement of Meeting	4
3	Officer's Reports	4
	SY001-05/24 Annual Report for the Shire of York for the Year Ended 30 June 2023	4
4	General Business	69
5	Closure	74

**MINUTES OF SHIRE OF YORK
ANNUAL ELECTORS MEETING
HELD IN THE LESSER HALL, YORK
ON TUESDAY, 21 MAY 2024 AT 6:00PM**

1 OPENING

1.1 Declaration of Opening

Cr Denis Warnick, Deputy Shire President, declared the meeting open at 6.00pm.

1.2 Acknowledgement / Disclaimer

The Deputy Shire President advised the following:

"The York Shire Council acknowledges the Ballardong people of the Noongar Nation who are the Traditional Owners of this country and recognise their continuing connection to land, water, sky and culture. We pay our respects to all these people and their Elders past, present and emerging.

As this meeting is being held in the Lesser Hall it is not being recorded. However, the public is reminded that in accordance with Section 6.16 of the Shire of York Local Government (Council Meetings) Local Law 2016 that nobody shall use any visual or vocal recording device or instrument to record the proceedings of Council without the written permission of the presiding member.

I wish to draw attention to the Disclaimer Notice contained within the agenda document and advise members of the public that any decisions made at the meeting today, can be revoked, pursuant to the Local Government Act 1995.

Therefore members of the public should not rely on any decisions until formal notification in writing by Council has been received. Any plans or documents in agendas and minutes may be subject to copyright. The express permission of the copyright owner must be obtained before copying any copyright material."

1.3 Attendance Via Electronic Means

Nil

1.4 Standing Orders

Nil

1.5 Announcement of Visitors

Nil

1.6 Declarations of Interest that Might Cause a Conflict

Nil

1.7 Declaration of Financial Interests

Nil

1.8 Disclosure of Interests that May Affect Impartiality

Nil

2 ATTENDANCE

2.1 Members

Cr Denis Warnick, Deputy Shire President

Cr Chris Gibbs; Cr Kevin Pyke; Cr Denese Smythe; Cr Peter Wright

2.2 Staff

Alina Behan, Acting Chief Executive Officer; Lindon Mellor, Executive Manager Infrastructure & Development Services; Anneke Birleson, Acting Executive Manager Corporate & Community Services; Vanessa Green, Council & Executive Support Officer

2.3 Apologies

Cr Kevin Trent, Shire President; Chris Linnell, Chief Executive Officer;

2.4 Leave of Absence Previously Approved

Nil

2.5 Number of People in the Gallery at Commencement of Meeting

There were thirty-two (32) people in the Gallery at the commencement of the meeting.

3 OFFICER'S REPORTS

SY001-05/24 ANNUAL REPORT FOR THE SHIRE OF YORK FOR THE YEAR ENDED 30 JUNE 2023

File Number: 4.4175, 4.0463

Author: Vanessa Green, Council & Executive Support Officer

Authoriser: Chris Linnell, Chief Executive Officer

Previously before Council: 23 April 2024 (130424)

Disclosure of Interest: Nil

Appendices: 1. 2022/23 Annual Report

NATURE OF COUNCIL'S ROLE IN THE MATTER

Legislative

PURPOSE OF REPORT

This report presents the 2022/23 Annual Report and audited financial statements to the Annual Electors Meeting for consideration.

BACKGROUND

The annual financial statements for the year ended 30 June 2023 have been completed, as has the annual audit of those financial statements by the Office of the Auditor General (OAG).

The exit interview with the OAG was undertaken on Friday 15 March 2024. Council considered the 2022/23 Annual Report at its April 2024 Ordinary Meeting and resolved (130424):

“That, with regard to the 2022/23 Annual Report and Annual Electors Meeting, Council:

- 1. Resolves to accept the Annual Report for the year ended 30 June 2023, as presented in Appendix 1, noting that it incorporates the Audited Financial Statements.***
- 2. Authorises the Chief Executive Officer to make any minor typographical and formatting changes to the 2022/23 Annual Report prior to publication.***
- 3. Requests the Chief Executive Officer to provide local public notice of the availability of the 2022/23 Annual Report.***
- 4. Authorises the Chief Executive Officer to convene the Annual Electors Meeting to be held on Tuesday 21 May 2024 at 6.00pm in the Lesser Hall, York Town Hall, York.***

The 2022/23 Annual Report is presented in Appendix 1.

COMMENTS AND DETAILS

Highlights from the Shire’s activities in 2022/23 include:

1. The ‘Reflect’ Reconciliation Action Plan was developed in consultation with the Aboriginal Advisory Group comprised of local Noongar Elders and non-Aboriginal residents
2. Extensive community consultation in relation to the CBD Revitalisation
3. Development and release of the Experience York App
4. Traditional Aboriginal Mosaic Burning Programme on Ballardong Country with then local Noongar residents completing two DFES training courses
5. Introduction of a Graduate Engineer program to assist in delivery of the Shire’s annual Capital Works
6. Ground penetrating radar surveys undertaken at three sites and archaeology in the main cemetery to define unmarked graves

OPTIONS

Not applicable

IMPLICATIONS TO CONSIDER

Consultative

The Annual Electors Meeting and availability of the 2022/23 Annual Report was advertised through the Shire’s website, social media, newsletters and in the York & Districts Community Matters newspaper.

Strategic

Strategic Community Plan 2020-2030

Goal 5: Strong Leadership and Governance

To have effective and responsive leadership and governance, where a sense of collective purpose and shared direction combine to work together.

Policy Related

- | | |
|-----|---|
| F3 | Significant Accounting Policies |
| G18 | Integrated Planning and Reporting – Reporting |
| G19 | Risk Assessment and Management |
| G25 | Compliance |

O5 Asset Management**Financial**

The Annual Report was submitted to a graphic designer to collate within current budget allocations.

Legal and Statutory

Sections 5.53 to 5.55A of the *Local Government Act 1995* are applicable and state:

“5.53. Annual reports

- (1) *The local government is to prepare an annual report for each financial year.*
- (2) *The annual report is to contain —*
 - (a) *a report from the mayor or president; and*
 - (b) *a report from the CEO; and*
 - [(c), (d) deleted]*
 - (e) *an overview of the plan for the future of the district made in accordance with section 5.56, including major initiatives that are proposed to commence or to continue in the next financial year; and*
 - (f) *the financial report for the financial year; and*
 - (g) *such information as may be prescribed in relation to the payments made to employees; and*
 - (h) *the auditor’s report prepared under section 7.9(1) or 7.12AD(1) for the financial year; and*
 - (ha) *a matter on which a report must be made under section 29(2) of the Disability Services Act 1993; and*
 - (hb) *details of entries made under section 5.121 during the financial year in the register of complaints, including —*
 - (i) *the number of complaints recorded in the register of complaints; and*
 - (ii) *how the recorded complaints were dealt with; and*
 - (iii) *any other details that the regulations may require;*

and

 - (i) *such other information as may be prescribed.*

5.54. Acceptance of annual reports

- (1) *Subject to subsection (2), the annual report for a financial year is to be accepted* by the local government no later than 31 December after that financial year.*

** Absolute majority required.*

- (2) *If the auditor’s report is not available in time for the annual report for a financial year to be accepted by 31 December after that financial year, the annual report is to be accepted by the local government no later than 2 months after the auditor’s report becomes available.*

5.55. Notice of annual reports

The CEO is to give local public notice of the availability of the annual report as soon as practicable after the report has been accepted by the local government.

5.55A. Publication of annual reports

The CEO is to publish the annual report on the local government’s official website within 14 days after the report has been accepted by the local government.”

Section 5.27 of the Act is applicable to Annual Electors Meetings and states:

“5.27. Electors’ general meetings

- (1) *A general meeting of the electors of a district is to be held once every financial year.*
- (2) *A general meeting is to be held on a day selected by the local government but not more than 56 days after the local government accepts the annual report for the previous financial year.*
- (3) *The matters to be discussed at general electors’ meetings are to be those prescribed.”*

Risk Related

Compliance – the requirement to accept the Shire’s Annual Report and to hold an Annual Electors Meeting is a legislative requirement. Failure to do so exposes Council to significant risk. This report and appendices mitigate that risk.

Workforce

The publishing of the Annual Report and the holding of the Annual Electors Meeting is undertaken within current operational capacity.

VOTING REQUIREMENTS

Absolute Majority: No

RESOLUTION

010524

Moved: Cr Denese Smythe

Seconded: Cr Kevin Pyke

That, with regard to Annual Report for the Shire of York for the Year Ended 30 June 2023, the Shire of York’s Shire President’s Report, Chief Executive Officer’s Report and the Annual Report for the 2022/23 financial year be received.

In Favour: Crs Denis Warnick, Chris Gibbs, Kevin Pyke, Denese Smythe and Peter Wright

Against: Nil

CARRIED 5/0




ANNUAL REPORT

2022-2023

Adopted 23 April 2024





The Shire of York acknowledges the Ballardong people of the Noongar Nation who are the Traditional Owners of the land in this area and recognises their continuing connection to land, water, sky and culture.

**We pay our respects to all these people and
their Elders past, present and emerging.**

Contents

3	Acknowledgement of Country	19	The Place to Be
6	Message from the Shire President	23	Driving the York Economy Forward
8	Message from the CEO	26	A Leader in Sustainable Environment
10	Community Profile	29	Built for Lifestyle and Resilience
12	Councillors	32	Strong Leadership and Governance
14	Our Vision	36	Organisational Chart 2022/23
16	Our Values	37	Appendix 1: Audited Financial Statements
18	What We Delivered For You		

COVER IMAGE:
2022 York Festival Opening in Avon Park
Two Mountains Dreaming
Lisa Astle/York Festival

This document is available in alternative formats upon request at the Shire Administration Office.



Shire of York
PO Box 22, York WA 6302
Phone: (08) 9641 0500 Fax: (08) 9641 2202
Email: records@york.wa.gov.au
Website: www.york.wa.gov.au



Message from the Shire President

Wheatbelt Regional University Centre

In September 2022 Council was requested to consider providing financial support for the establishment of a Regional University Centre (RUC) in York, in conjunction with Regional Development Australia – Wheatbelt and the Community Resource Centre (CRC). The RUC program overcomes barriers of cost of living, travel costs and living away from family and community networks during tertiary study hence the establishment of a RUC in York is an important initiative and can be considered a great boost for our community.

In light of that, Council resolved to support the program through funding the rental cost of the space used within the CRC to host the RUC over a period of three years and is looking forward to the successful implementation of the program and the benefits it will provide our local students.

CBD Revitalisation

In response to the objective set in the Strategic Community Plan, Officers identified a number of upgrades that were required to the infrastructure of the York Central Business District (CBD). To compliment and inform the physical aspects of the project the Shire wanted to capture the vision of the community for the CBD to ensure the upgrades are human centered and contribute to the shared sense of place.

Town Team Movement worked closely with the community and the Shire through a number of engagement opportunities in the first half of the financial year, with the CBD Revitalisation Report and Implementation Toolkit presented to Council's December 2022 Ordinary Meeting.

We look forward to implementing some of the 'quick wins' that can be delivered ahead of the larger project to improve community and visitor amenity for our town, and I would like to thank the many community members who contributed for their input into this important project.

Councillor Representation & Elections

Stephen Muhleisen resigned from the office of Councillor in February 2023, leaving an additional vacancy which the Electoral Commissioner approved to be filled at the next local government ordinary elections to be held in October 2023. This will mean there are four vacancies to fill. I would like to thank Stephen for his service to the community during his time on Council and wish him all the best.

“

As residents, we know how lucky we are to live in York, and it's the plans and actions we put in place today that will help our Shire thrive well into the future.

Regional Movers Index

The Shire of York was thrilled to be one of thirteen regional local government areas across Australia to record a jump in net internal migration levels of more than 100% in 2022, with York coming in as one of the top five highest growth regional areas. Other towns included Port Pirie (South Australia), Gladstone (Queensland), Murray Bridge (South Australia) and Glen Innes (New South Wales), which along with York all recorded a jump of more than 200%!

Net internal migration is a key driver of change in a region's total population. It calculates the number of people from outside of the region (but still within Australia) moving in, less the number of local people leaving that region for another (within Australia).

Despite the incorrect results recorded by the latest Census, we are well aware that building and development approvals have increased significantly, and property sales have been strong with many new people and families moving to our wonderful part of WA, and we welcome them here.

Minor Review – Strategic Community Plan & Corporate Business Plan

In June 2020 the Shire of York endorsed its Strategic Community Plan 2020-2030 (SCP). The SCP was informed through extensive community engagement and set out the community's vision of the future and the key strategies we will focus on to achieve those aspirations.

Three years on, the Shire is undertaking a minor review of the SCP and Corporate Business Plan (CBP) to find out whether we are still on the right track. Consultation began in June 2023 with an online and hard copy survey as well as several community workshops being conducted into the new financial year.

Great Southern Landfill (Allawuna Farm)

On 22 May 2023 the Environmental Protection Authority (EPA) recommended the Great Southern Landfill (Allawuna Farm) proposal for a landfill site be implemented, subject to a number of conditions. The Allawuna landfill proposal has previously been identified as a key area of concern to the community.

At its May 2023 Ordinary Council meeting, Council directed the CEO to prepare and lodge an appeal to the Appeals Convenor WA on the outcome of the EPA report. It is understood a significant number of community members also submitted appeals. Appeals closed on 12 June 2023 and we eagerly await the Minister's announcement following consideration of the appeals received.

In Closing

My sincere thanks to all my fellow Councillors for their service and dedication to the community, and to the hard-working staff of the Administration for their tireless efforts during 2022/23. This year has had a sense of purpose and optimism as we press on with projects, plan for our future and foster our wonderful community spirit. I am pleased to lead this Council towards achieving our community's goals and aspirations so York remains a wonderful place to live, work and visit.

Denese Smythe

CR DENESE SMYTHE
SHIRE OF YORK PRESIDENT

Message from the CEO

York Residency Museum Celebrates 50 Years

Following its recent multi award-winning restoration project, on 27 August 2023 the much-loved York Residency Museum celebrated 50 years young. The event was marked with a free community event at the Museum featuring a Welcome to Country by Dr Marion Kickett, a stilt walking Gumnut Blossom, jazz diva's Ali Bodycoat and Libby Hammer, free cupcakes from the Duchess of York, lunch hampers to enjoy from Bellissimo and a children's concert and activities.

It was a special day for York residents who have supported and enjoyed our museum over the years and provided a fabulous opportunity to recognise the loyal volunteers who assist with the museum's displays, events and daily operations.

It was wonderful to see many locals come and celebrate the Residency Museum and share in its fascinating stories and history of the region.

MoU with York & District Co-operative Ltd

In December 2022 Council provided support for the development of a Memorandum of Understanding (MoU) with the York and District Co-Operative Ltd (Co-op) for the use of 142 Avon Terrace, York located on the corner of Avon Terrace and Macartney Street. The Co-op have indicated its intent to develop the site.

The area of Macartney Street between Avon Terrace and Lowe Street was identified in the CBD Revitalisation Plan Report by Town Team as a Quick Win Project. It highlighted the area could be used as a prototype to reclaim open public space. As an identified area of opportunity, there is the potential for collaboration between the Shire and Co-op to provide outcomes which realise value to the community in activating these spaces.

The MoU was endorsed by Council at its March 2023 Ordinary Meeting. The Shire is continuing to work with the Co-op to develop a concept plan including infrastructure on the site, including parking, public open spaces and infrastructure. Further community consultation on the project will also be undertaken to inform the final design.

As a highly visible area within the CBD, the increased activation of the space could provide long term benefits to our community and visitors.

“The end of the financial year allows the opportunity to reflect. It presents us with a chance to track progress made and acknowledge those who have contributed to each achievement.”

Recruitment for an Executive Manager

Following the resignation of Sinead McGuire in January 2023, a recruitment process commenced for a new Executive Manager Infrastructure & Development Services. The position is one of two senior executive positions reporting directly to the Chief Executive Officer. A key focus of the position is the strategic and operational planning and delivery of the Shire's infrastructure assets as well as the provision of planning and building services.

Council accepted my recommendation on the successful applicant, with Mr Lindon Mellor commencing in July 2023.

I would like to take this opportunity to thank Sinead for all her efforts and dedication to the role during her time in York and wish her all the very best for her future career.

Reconciliation Action Plan

Following on from work commenced in 2021, at its February 2023 Ordinary Meeting Council endorsed its 'Reflect' Reconciliation Action Plan (RAP) following extensive consultation with the local Ballardong Noongar community and via the RAP Working Group.

The 'Reflect' RAP provides a structure, objectives and timelines for actions to further the reconciliation process through the establishment of an Aboriginal Advisory Group. Implementation of the Plan will provide for greater inclusivity within the organisation, with flow on effects into the community as a whole. The key theme and aspiration for the Shire to be a leader in cultural heritage and environment is reflected throughout the Plan.

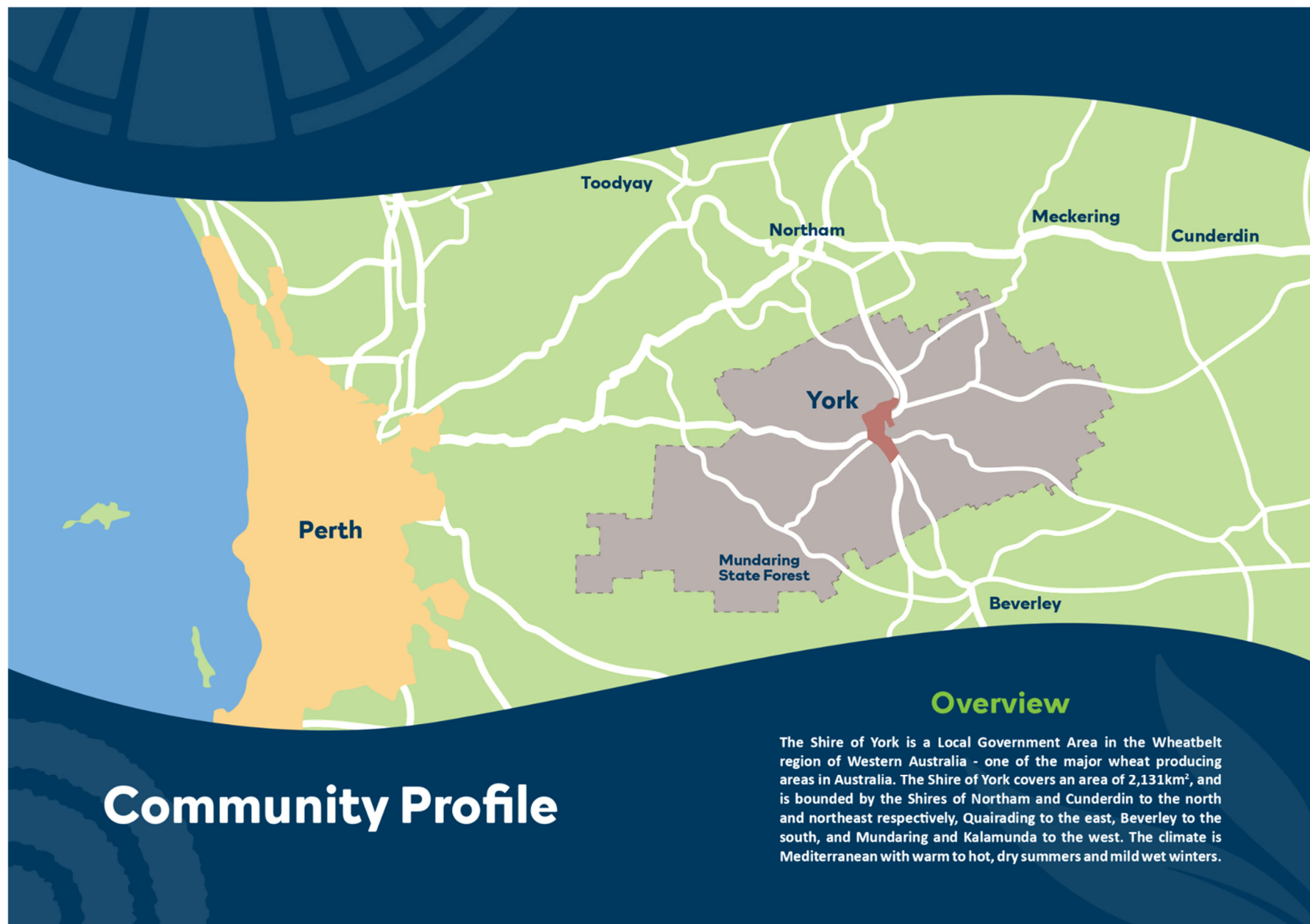
The Shire will continue to deliver on the outcomes within the Plan and work with the community and stakeholders to ensure the Plan is successful.

In Closing

There are a number of key projects and priority areas to deliver on in the future, with Staff working hard to provide a liveable, clean and future focused Shire for our community to enjoy all year round. I sign off this message by thanking our Councillors and Staff for their continued dedication and commitment to serving our community. I am delighted to lead a team committed to actively listening to and collaborating with our community to create an exciting future for the Shire of York.

Chris Linnell

CHRIS LINNELL
SHIRE OF YORK CEO





Shire Council



SHIRE PRESIDENT
Cr. Denese Smythe
Term Expires: October 2023



DEPUTY SHIRE PRESIDENT
Cr. Denis Warnick
Term Expires: October 2025



Cr. Ashley Garratt
Term Expires: October 2023



Cr. Pam Heaton
Term Expires: October 2023



Position Vacant



Cr. Kevin Trent
OAM RFD JP
Term Expires: October 2025



Cr. Peter Wright
Term Expires: October 2025

MAGE | Karina Leonhardt

Register of Complaints about Conduct of Members

Section 5.121 of the *Local Government Act 1995* requires the complaints officer of the local government to maintain a register of complaints which records all complaints that result in a finding under Section 5.110(2)(a) that a minor breach has occurred.

One complaint was received on 24 June 2022 which was considered by Council at its August 2022 Ordinary Meeting (Council Resolution 240822). The investigation identified that the alleged breach of Clause 8(2)(b) and Clause 9(d) of Policy E1 - Code of Conduct: Council Members, Committee Members & Candidates did occur.

Councillor Demographics

Regulation 19B(2)(h) of the *Local Government (Administration) Regulations 1996* requires a local government to include in its Annual Report the age of Councillors (if available).

Age Range 30 June 2023	Elected Members
Between 18 years and 24 years	0
Between 25 years and 34 years	0
Between 35 years and 44 years	2
Between 45 years and 54 years	0
Between 55 years and 64 years	0
Over 64 years	5

Councillor & Committee Meeting Attendance

For 2022/23 the number of Council and Committee meetings held and the numbers of those meetings attended by each Councillor is as follows:

Councillor	Ordinary (11)	Special (3)	Annual Electors (1)	Audit & Risk Committee (6)
Cr Denese Smythe	11	3	1	6
Cr Denis Warnick	11	2	1	6
Cr Ashley Garratt	11	3	1	0
Cr Pam Heaton**	10	3	1	3
Cr Stephen Muhleisen*	1	1	0	0
Cr Kevin Trent	11	3	1	6
Cr Peter Wright	10	3	1	0

*Councillor Muhleisen was granted Leave of Absence from 22 August 2022 to 21 December 2022 and resigned from office effective 12 February 2023.

**In accordance with Council resolution 030422, Cr Heaton was appointed to the Audit & Risk Committee in April 2022 until such time as a second external member was appointed by Council, which occurred at Council's December 2022 Ordinary Meeting.

Register of Complaints

Our Vision



We Aspire to Be:



	GOALS	ASPIRATION
<div>Our Community</div> <div></div>	The Place to Be	To be a close-knit community, full of life, in a welcoming and accessible place for all.
<div>Our Local Economy</div> <div></div>	Driving the York Economy Forward	To have a vibrant, diverse and prosperous local economy which creates local jobs, business opportunities and a positive image for the Shire.
<div>Our Natural Environment</div> <div></div>	A Leader in Sustainable Environment	To be a place which is renowned for the quality of its natural environment, the astounding beauty of the landscape, and the care taken by the community.
<div>Our Built Environment</div> <div></div>	Built for Lifestyle and Resilience	To have a built environment which supports community, economy and the environment, respects the past and creates a resilient future.
<div>Leadership and Governance</div> <div></div>	Strong Leadership and Governance	To have effective and responsive leadership and governance, where a sense of collective purpose and shared direction combine to work together.

We Aspire to Be



Our Values

Courage Empathy Respect Excellence

The importance of organisational values cannot be underestimated. They are the essence of our identity and are the unseen drivers of all decision-making within the Shire. Our values represent 'who we are and how we do things around here'.

Through a series of facilitated workshops, four core values that reflect the collective beliefs of all employees were developed. It is the Shire's promise to its community that its practices and behaviour going forward will be embedded in these core values.



Courage - Face that challenge. Bring a solution. We have each other's back.



Respect - Respect the work of others, past – present – future. Make the Shire a better place.



Empathy - Kindness is not a weakness. Pause. Listen. Understand.



Excellence - Taking pride in our work. To the best of my ability. Asking for input. Asking what else I can do.

What We Delivered For You

This report summarises the Shire of York's progress during the 2022/23 financial year towards attaining the objectives, outcomes and actions set out in the Shire's 2020 – 2030 Strategic Community Plan.



A Place to Be

To be a close-knit community,
full of life, in a welcoming
and accessible place for all

A Place to Be

PRIORITIES



Engage children and
young people in their
place and future



Increase disability
access and
senior's services



Support
community led
development

HIGHLIGHTS

- **YORKids** – York became a hive of activity over the June long weekend as around 2,500 people enjoyed an abundance of free or low-cost activities including The Beanies, face painting, creatures & animal farm, Juncadelic roving performers, Bricks for Kidz lego, Lasertag, Pearl the Guerilla Granny and Let's Dance ballet and contemporary performances
- **Australia Day 2023** - Secured \$30,000 grant from the National Australia Day Council to contribute to delivery of the Australia Day 2023 events at the YRCC and the Pool and Ballardong Boodja Event, with great attendance and feedback from all events
- **Reconciliation Action Plan** – The 'Reflect' [Stage 1] Reconciliation Action Plan was developed in consultation with Aboriginal Working Group consisting of local Noongar Elders and non-Aboriginal residents
- **Opening of the Wheatbelt Regional University Centre (RUC Lumen)** – Delivered in conjunction with Regional Development Australia – Wheatbelt and the York Community Resource Centre, the Shire supported and contributed towards the opening of a RUC Lumen enabling students from the region to stay and study in the region, without the need to travel to Perth
- **Community engagement / CBD Revitalisation** – In collaboration with Town Team the Shire undertook extensive community engagement sessions and surveys seeking input on various aspects of the CBD Revitalisation project
- **Disability Access and Inclusion Plan Progress Report** – highlights included:
 - Launching the new "Experience York App" which showcases York creating engaging ways for visitors to research, plan and experience York
 - An expression of interest was released seeking interested persons to join the Shire's new Access and Inclusion Advisory Group
 - An application for funding through the Age-Friendly Communities Connectivity Grant program to improve accessibility to events outside the Shire by providing an accessible event program and Shire funded transport to the activity



IMAGE | Rick Roylance






Funding provided to support community focused activities

Voice of the Avon (York Community Radio Inc)	Delivery of free radio broadcasting for community groups (multi-year funding)	\$3,000
Trustee for Lloyd Family Trust	Seniors Appreciation Day lunch and entertainment	\$2,500
Flour Mill Emporium Inc	Meet the Makers Workshops	\$4,000
York Men's Shed	Assistance to concrete 45m2 workshop shed	\$1,680
York Tennis Club	Delivery of tennis coaching clinics	\$1,600
York Community Resource Centre	Delivery of business, community & vulnerable group programs (multi-year funding)	\$23,760
York Community Resource Centre	Hire cost of space at the York CRC for the RUC Lumen	\$9,856
York Agricultural Society	York Show (multi-year funding)	\$11,000
York RSL	ANZAC Day commemorations (multi-year funding)	\$3,000
York District High School	End of Year Award Presentations (multi-year funding)	\$2,000
York Christmas Festival Inc	Christmas Festival & Residential Lights Competition (multi-year funding)	\$12,750




DOGS, CATS & CARS

New Dog Registrations	New Cat Registrations	Vehicle Complaints
 259	 46	 17
Dog Complaints 132	Cat Complaints 22	Parking Complaints 17
Dogs Impounded 73	Cats Impounded 59	Vehicle Complaints 22
Dogs Released 56	Cats Released 34	Vehicles Removed 5
Dogs Rehomed 36	Cats Rehomed 26	Vehicles Impounded 4

LIBRARY

Physical Items Issued	E-Resources Issued	Active Memberships (99 new members for 2022/2023)	New Stock Items Added
 20,464	 4,939	 1,079	 2,599





A Place to Be



Driving the York Economy Forward

To have a vibrant, diverse and prosperous local economy which creates local jobs, business opportunities and a positive image for the Shire

PRIORITIES

- 
Support tourism and business development
- 
Support diversification of the local economy
- 
Town Hall Tours
- 
New Businesses in Town

HIGHLIGHTS

- The York Festival recorded over 22,000 attendees and an increased local participation to 37% of overall attendance. New audiences were found with 53% attending for the first time
- Development and roll out of the Experience York Destination Promotion App
- York took out Silver at the 7NEWS Top Tourism Town Awards in the Small Tourism Town category, coming in second to Exmouth
- Event Traffic Management Training** – With York known as an events town the York Veteran Car Club facilitated the delivery of Event Traffic Control Training to provide event organisers with the necessary traffic management skills to enable the efficient and safe delivery of their events
- Total Local Spend** - the Shire spent \$1,289,995 at local businesses during the financial year
- Over 15,500 people attended the Motorcycle Festival in April making it one of the largest events on York's social calendar
- An increasing number of Indigenous and cultural events adding another attraction for visitors, with ticketed events often booked out
- 82% of attendees for the YORKids long weekend were from out of town
- 8,000 Christmas Gift Guides were distributed throughout York, Beverley and Northam featuring many local businesses and encouraging people to Shop Local




Citizen of the Year & Sports Star of the Year Awards 2023

Congratulations to the award recipients:

- A** Community Citizen of the Year
Margaret Collins
- B** Community Citizen of the Year, Senior (65 or over)
Dawn Ainsworth
- C** Junior Sports Star of the Year
Taniesha Atkins
- D** Active Citizenship Award
The York Agricultural Society – York Show
- E** Senior Sports Star of the Year
Belwyn Fairclough

Looking forward 2023/2024

- Reconciliation Action Plan being submitted to Reconciliation Australia for feedback and approval then presented to Council
- Delivery of Quick Wins projects identified in the community engagement for the CBD Revitalisation

22 | Shire of York Annual Report 2022- 2023

Shire of York Annual Report 2022- 2023 | 23

Funding provided to drive economic growth

Gallery 152	Support for the 2022/23 Botanic Art Prize	\$3,000
Wheatbelt Arts & Events	Delivery of two weekend long Festival programs being a Readers/Writers in May 2023 and Classical Music in July 2023	\$10,000
York Motor Museum	Painting refreshment to the Museum's front entrance	\$2,040
York Business Association	Printing of flyers for Heritage Weekend and Garden Club Spring Weekend	\$1,139
Premier Events	York Motorcycle Festival (multi-year funding)	\$22,500
York Veteran Car Club	York Motor Show (multi-year funding)	\$10,000
York Veteran Car Club	Facilitation of event traffic control training	\$2,000
York Business Association	Provision of business forums and events for members (multi-year funding)	\$5,175
York Society	York Photographic Awards and Art & Craft Awards (multiyear funding)	\$6,500
York Friendship Club	York Medieval Fayre (multi-year funding)	\$5,000



IMAGE | Lisa Astle, York Festival



York Motorcycle Festival

EXPERIENCE ALL THAT YORK HAS TO OFFER!

Start exploring with the Experience York app and have everything you need right at your fingertips. Works everywhere you go - even when there's no mobile phone coverage. Download it today!



- Accommodation
- Activities
- Attractions
- Camping
- Events
- For Kids
- Food & Drink
- Galleries & Antiques
- Shopping
- Tours & Trails
- Heritage
- Parks & nature

AND MUCH MORE!

DOWNLOAD
FREE TODAY



Looking forward 2023/2024

- Development of a Wayfinding and Signage Strategy identifying priorities for signage in line with the CBD Revitalisation project
- York becoming the film capital of WA with the filming of The Twelve and Runt from August to November 2023

A Leader in Sustainable Environment

A Leader in Sustainable Environment

To be a place which is renowned for the quality of its natural environment, the astounding beauty of the landscape, and the care taken by the community

PRIORITIES



Improve the ecology and enjoyment of the river and natural environment



Define the Shire's climate and sustainability position and commitments

HIGHLIGHTS

- Traditional Aboriginal Mosaic Burning Programme on Ballardong Country in commenced with ten local Noongar residents completing two DFES training courses
- Applied for the State NRM Aboriginal Ranger Program to support restoration of Country through native flora and fauna management
- In conjunction with the Avon Regional Organisation of Councils (AROC), the Shire is working with Wheatbelt NRM to deliver a Strategy across the Avon Valley and Wheatbelt for the management of Corellas, with the Shire contributing \$5,000 towards the provision of a Wheatbelt Corella Management Coordinator
- The Shire of York was recognised in the MARKYT Benchmarking Excellence in Local Government Report as a leader in the Regional Councils Waste Management category
- Following the release of the Environmental Protection Authority's report recommending the Great Southern Landfill (Allawuna Farm) proposal for a landfill site be implemented subject to a number of conditions, the Shire submitted an appeal to the Appeals Convenor and worked with concerned residents to assist in submitting individual appeals





Mobile Phones Collected

12,074kg



Waste Transported to Shire of Northam Landfill Site

1,318t



Recyclable Material Collected

285t



CONTAINERS FOR CHANGE

Total Containers Collected

1,608,967



Shire of York Annual Report 2022- 2023 | 27

Item SY001-05/24 - Appendix 1

Page 21

A Leader in Sustainable Environment




IMAGE | Karina Leonhardt

Built for Lifestyle and Resilience


Built for Lifestyle and Resilience

To have a built environment which supports community, economy and the environment, respects the past and creates a resilient future


HIGHLIGHTS

- Ground Penetrating Radar surveys undertaken at three sites and archaeology in the main cemetery to define unmarked graves for draining planning and heritage recording
- Successful completion of emergency works at the corner of Avon Terrace and Gt Southern Highway to rectify subsidence and clearing
- Glebe Street Bridge abutments were repaired and replaced
- Works on Clifford Street to replace the original steel culvert that had collapsed, causing the closure of the road
- Drainage and construction works to Neville Road to resolve flooding issues
- Improvement works to the Hockey Field, with re-levelling and grass reinstatement
- Five yearly inspection of roads, drains, paths and car parks undertaken in order to update the Shire's Asset Management Plans and inform future work schedules
- Introduction of a Graduate Engineer program to assist in delivery of the Shire's annual Capital Works


PRIORITIES




Upgrade roads and complete footpaths network



Enhance streetscape with a focus on trees



Revitalise Avon Terrace and restore heritage



Looking forward 2023/2024

- Identify and seek grant funding to develop the York Trails Network

28 | Shire of York Annual Report 2022- 2023

**BUILDING
& PLANNING****Building
Permits Issued 115****Planning
Approvals Issued 44****Subdivision
Referrals 10****Effluent
Approvals Issued 31****\$10,497,557****Approximate
value of approved
building works****PERCENTAGE SPLIT OF BUILDING APPROVALS**

14%	Dwellings	1%	Earthworks
55%	Outbuildings	2%	Office
5%	Additions/Alterations	1%	Decking
8%	Swimming Pools	1%	Solar Panels
3%	Retaining Wall/Fence	1%	Change of Use
6%	Water Tanks	1%	Telecommunications Tower

ROADWORKS**2022/2023 Reseal Program**

Attfield Road
 Burges Siding Road
 Cubbine Road
 Gwambygne East Road
 Howick Street
 Knotts Road
 Mannavale Road
 Spencers Brook Road
 Tenth Road
 Talbot Road
 Quellington Road

2022/2023 Gravel Resheeting

Ashworth Road
 Boyercutty Road
 Cameron Road
 Hamersley Siding Road

2022/2023 Shoulder Grading

York-Tammin Road (Goldfields Road Sealed)
 Bland Road (Sealed)
 Carter Road (Sealed)
 Guilfoyle Road (Sealed)
 Lee Crescent (Sealed)
 Morris Edwards Drive (Sealed)
 North Road (Sealed)

2022/2023 Tree Pruning Program

Quellington Road (SLK 5.56 to 7.45)
 Gwambygne East Road (SLK 0.00 to 5.68)
 Penny Road (SLK 0.00 to 3.06)
 Waterfall Road (SLK 0.00 to 7.00)
 Attfield Road (SLK 0.53 to 1.54)
 Spencers Brook Road (SLK 13.44 to 20.00)
 Buckingham Road (SLK 0.00 to 2.69)

**Looking forward 2023/2024**

- Feasibility study to inform the strategic direction of the pool replacement project
- Upgrade and rebuild of the Off-road Vehicle Track providing a new challenge for motocross riders
- Replacement of the Mackie Siding Crossing
- Archaeological excavation of one site identified by ground penetrating radar for heritage recording



Strong Leadership and Governance

To have effective and responsive leadership and governance, where a sense of collective purpose and shared direction combine to work together

HIGHLIGHTS

- Purchase of Cascade/Government Frameworks as the Shire's new Enterprise Resource Planning Platform to streamline tracking and reporting on achievement towards the Strategic Community Plan and Corporate Business Plan
- Provision of \$9,856 in funding towards the Wheatbelt Regional University Centre
- Development of a Memorandum of Understanding with the York & District Co-operative Ltd in relation to the shared use of land at the corner of Avon Terrace and Macartney Street
- Appointment of external representatives to the Audit & Risk Committee to ensure greater governance and oversight
- Completion of the MARKYT Community Survey and Scorecard

Community Engagement

The Shire of York commenced a minor review of its Strategic Community Plan (SCP) and Corporate Business Plan (CBP) in June 2023, engaging INK Strategy to facilitate engagement and consultation with Council and the community. As the SCP and CBP were adopted at the beginning of the COVID-19

pandemic, it is likely actions and priorities have changed since then. The minor review is intended to remove any actions which have been completed or are no longer relevant and include new focus areas the community identifies as a priority and would like to see future action on. Council will consider the review outcomes in the 2023/24 financial year.

PRIORITIES



Continuous improvement of community engagement



Continuous improvement of governance

HR

Employees in three positions were entitled to an annual cash salary of \$130,000 or more with one position in the \$140,000 to \$150,000 band, one in the \$150,000 - \$160,000 band and one in the \$180,000 - \$190,000 band

The CEO's total remuneration was \$266,907, with a cash salary within the range of \$180,000 - \$190,000 as listed above

Staff undertook the following professional development opportunities during 2022/23:

• Basic Worksite Traffic Management	• Records & Document Management Basics
• Professional Certificate in Asset Management Planning	• Freedom of Information Fundamentals Series - Online
• Time Management Training	• Finance for Non-Financial People LG Pro
• LG Professionals Ignite Leadership Program	• Induction to Local Government
• All Staff - Manual Handling Training	• All Staff - Managing Difficult Behaviours Workshop
• Roadside Vegetation Management Field Day	• Australian Local Government Association National Conference
• Rates Modelling WA	• Road Safe Training WA
• Environmental Health Officer Conference	• Staff Cultural Program

Strong Leadership & Governance



Governance

One new FOI application was received with no internal reviews being carried out

Review of four policies:

- E1 Code of Conduct: Council Members, Committee Members and Candidates
- F2 Procurement
- F6 Corporate Credit Card
- G5 Comprehensive Complaints Response

Adoption of Local Planning Policies under Local Planning Scheme No. 3:

- P1 Advertising Signage
- P2 Barn Style Shed Houses
- P3 Developer Contributions for Road Footpath Upgrading
- P4 Extractive Industries - Road Maintenance Contribution
- P5 Heritage Management - Interpretative Signage
- P8 Relocated Second-Hand Dwellings
- P9 Sea Containers

Two leases approved, three renewed:

- York Agricultural Society Inc
- York & Districts Archery Club Inc
- York & Districts UHF Repeater Club Inc - Renewed for a further five years
- York Pony Club Inc Lease - Renewed for a further five years
- York Croquet Club Inc Lease - Renewed for a further five years

Disposals: Local Government Act 1995, Section 3.58 Disposing of Property

- The contract for the sale of Lots 800-801, 25-27 South Street, York (St Patrick's Convent School) was signed in September 2022 following Council's resolution at its June 2022 Ordinary Meeting
- Leasing the area of land located at Lot 28833, Reserve 45753 North Road, York to the York & Districts UHF Repeater Club
- Leasing the portion of Reserve 12190 (Lot 29599) Talbot Hall Road, Talbot to the York & Districts Archery Club Inc
- Leasing the area of land located at Lot 3 (22) Barker Street, York to the York Agricultural Society Inc

Adoption of three new policies:

- C7 Keeping of Three to Six Dogs
- O9 Equal Employment Opportunity and Diversity
- E11 Council Code of Conduct Division 3 Complaint Handling

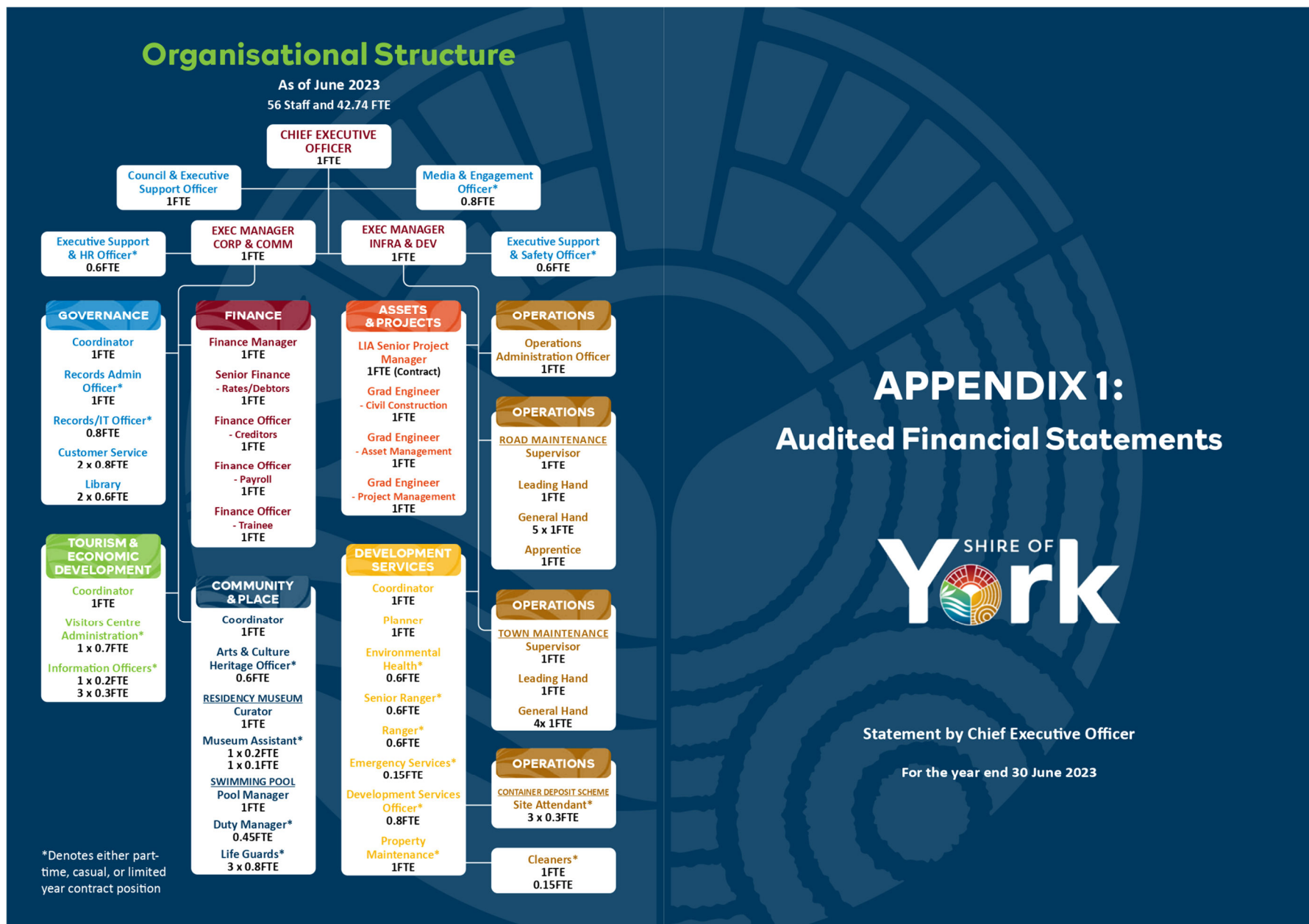
Eight licence agreements were renewed for use of the York Recreation Convention Centre (YRCC) for the period 1 July 2022 to 30 June 2023, for the following local community groups:

- | | |
|-------------------------------|------------------------------|
| ◦ York Seniors Mobility Group | ◦ York Imperial Cricket Club |
| ◦ York Badminton Club | ◦ York Agricultural Society |
| ◦ York Junior Football Club | ◦ York Seniors Football Club |
| ◦ York Lawn Tennis Club | ◦ York Bowling Club |

Looking forward 2023/2024

- Review of the Workforce Plan outlining our approach to building a strong workforce that is aligned to the unique needs of our community
- Implementation of the Clozure platform for notifications of road closures or changed road conditions due to road works and construction, vehicle accidents, public events, fire and flooding events or any other hazard
- Ongoing development of the Cascade/ Government Frameworks platform to include FARMER (an acronym that stands for "Forms, Automation, Records Management, and Executive Reporting") which will streamline form applications and processes
- Investigate AI to support the streamlining of workloads





**SHIRE OF YORK
FINANCIAL REPORT
FOR THE YEAR ENDED 30 JUNE 2023**

TABLE OF CONTENTS

Statement by Chief Executive Officer	2
Statement of Comprehensive Income	3
Statement of Financial Position	4
Statement of Changes in Equity	5
Statement of Cash Flows	6
Statement of Financial Activity	7
Index of Notes to the Financial Report	8
Independent Auditor's Report	39

The Shire of York conducts the operations of a local government with the following community vision:

A vibrant and inviting agriculture, heritage and tourist town and a Shire community that is focussed on and works collaboratively to improve and promote the town and the Shire of York as a destination and wonderful place to live.

Principal place of business:
1 Joaquina Street
York WA 6302

**SHIRE OF YORK
FINANCIAL REPORT
FOR THE YEAR ENDED 30 JUNE 2023**

*Local Government Act 1995
Local Government (Financial Management) Regulations 1996*

STATEMENT BY CEO

The accompanying financial report of the Shire of York has been prepared in compliance with the provisions of the *Local Government Act 1995* from proper accounts and records to present fairly the financial transactions for the reporting period ended 30 June 2023 and the financial position as at 30 June 2023.

At the date of signing this statement the particulars included in the financial report are not misleading or inaccurate.

Signed on the fifteenth (15th) day of March 2024



A/Chief Executive Officer

Alina Behan

Name of A/Chief Executive Officer



SHIRE OF YORK
STATEMENT OF COMPREHENSIVE INCOME
FOR THE YEAR ENDED 30 JUNE 2023

	NOTE	2023 Actual	2023 Budget	2022 Actual
		\$	\$	\$
Revenue				
Rates	2(a), 24	7,023,831	6,952,564	6,346,147
Grants, subsidies and contributions	2(a)	2,619,885	1,896,045	2,215,977
Fees and charges	2(a)	1,209,024	1,152,656	1,359,160
Interest revenue	2(a)	145,704	91,093	113,650
Other revenue	2(a)	276,895	130,661	249,132
		11,275,339	10,223,019	10,284,066
Expenses				
Employee costs	2(b)	(5,134,501)	(4,767,290)	(4,170,020)
Materials and contracts		(3,604,548)	(3,438,737)	(2,860,096)
Utility charges		(331,142)	(395,851)	(371,987)
Depreciation		(6,480,269)	(2,619,336)	(2,953,967)
Finance costs	2(b)	(70,640)	(72,601)	(81,215)
Insurance		(241,996)	(257,424)	(289,869)
Other expenditure	2(b)	(706,312)	(324,229)	(684,864)
		(18,569,408)	(11,875,468)	(11,412,017)
		(5,294,069)	(1,652,449)	(1,127,951)
Capital grants, subsidies and contributions	2(a)	903,413	2,714,448	920,662
Profit on asset disposals		59,658	24,775	11,260
Loss on asset disposals		(34,285)	(308,148)	(74,538)
Fair value adjustments to financial assets at fair value through profit or loss	4	7,683	0	0
		936,469	2,431,075	857,384
Net result for the period		(4,357,600)	778,626	(270,567)
Other comprehensive income for the period				
<i>Items that will not be reclassified subsequently to profit or loss</i>				
Changes in asset revaluation surplus	16	16,762,080	0	42,466,560
Total other comprehensive income for the period	16	16,762,080	0	42,466,560
Total comprehensive income for the period		12,404,480	778,626	42,195,993

This statement is to be read in conjunction with the accompanying notes.



SHIRE OF YORK
STATEMENT OF FINANCIAL POSITION
AS AT 30 JUNE 2023

	NOTE	2023	2022
		\$	\$
CURRENT ASSETS			
Cash and cash equivalents	3	7,390,886	8,003,482
Trade and other receivables	5	1,236,849	1,184,159
Inventories	6	46,329	34,223
Assets classified as held for sale	7	272,727	0
TOTAL CURRENT ASSETS		8,946,791	9,221,864
NON-CURRENT ASSETS			
Trade and other receivables	5	160,928	139,411
Other financial assets	4	81,490	73,807
Property, plant and equipment	8	47,953,673	31,870,650
Infrastructure	9	141,223,631	145,324,062
Right-of-use assets	11	1,003,382	1,031,440
TOTAL NON-CURRENT ASSETS		190,423,104	178,439,370
TOTAL ASSETS		199,369,895	187,661,234
CURRENT LIABILITIES			
Trade and other payables	12	1,056,957	1,370,032
Other liabilities	13	858,734	1,013,530
Borrowings	14	207,801	197,908
Employee related provisions	15	745,328	823,865
TOTAL CURRENT LIABILITIES		2,868,820	3,405,335
NON-CURRENT LIABILITIES			
Borrowings	14	967,207	1,175,008
Employee related provisions	15	146,813	98,316
TOTAL NON-CURRENT LIABILITIES		1,114,020	1,273,324
TOTAL LIABILITIES		3,982,840	4,678,659
NET ASSETS		195,387,055	182,982,575
EQUITY			
Retained surplus		29,060,750	33,418,350
Reserve accounts	27	2,585,273	2,585,273
Revaluation surplus	16	163,741,032	146,978,952
TOTAL EQUITY		195,387,055	182,982,575

This statement is to be read in conjunction with the accompanying notes.



SHIRE OF YORK
STATEMENT OF CHANGES IN EQUITY
FOR THE YEAR ENDED 30 JUNE 2023

	NOTE	RETAINED SURPLUS \$	RESERVE ACCOUNTS \$	REVALUATION SURPLUS \$	TOTAL EQUITY \$
Balance as at 1 July 2021		33,615,369	2,658,821	104,512,392	140,786,582
Comprehensive income for the period					
Net result for the period		(270,567)	0	0	(270,567)
Other comprehensive income for the period	16	0	0	42,466,560	42,466,560
Total comprehensive income for the period		(270,567)	0	42,466,560	42,195,993
Transfers from reserve accounts	27	635,000	(635,000)	0	0
Transfers to reserve accounts	27	(561,452)	561,452	0	0
Balance as at 30 June 2022		33,418,350	2,585,273	146,978,952	182,982,575
Comprehensive income for the period					
Net result for the period		(4,357,600)	0	0	(4,357,600)
Other comprehensive income for the period	16	0	0	16,762,080	16,762,080
Total comprehensive income for the period		(4,357,600)	0	16,762,080	12,404,480
Balance as at 30 June 2023		29,060,750	2,585,273	163,741,032	195,387,055

This statement is to be read in conjunction with the accompanying notes.



**SHIRE OF YORK
STATEMENT OF CASH FLOWS
FOR THE YEAR ENDED 30 JUNE 2023**

	NOTE	2023 Actual \$	2022 Actual \$
CASH FLOWS FROM OPERATING ACTIVITIES			
Receipts			
Rates		6,813,467	6,234,153
Grants, subsidies and contributions		2,683,822	2,022,142
Fees and charges		1,094,222	1,466,504
Interest revenue		145,704	113,650
Goods and services tax received		616,334	316,037
Other revenue		276,895	269,506
		11,630,444	10,421,992
Payments			
Employee costs		(5,168,828)	(4,154,873)
Materials and contracts		(3,687,175)	(3,255,628)
Utility charges		(331,142)	(371,987)
Finance costs		(70,640)	(81,215)
Insurance paid		(241,996)	(289,869)
Goods and services tax paid		(667,579)	(351,412)
Other expenditure		(468,414)	(684,678)
		(10,635,774)	(9,189,662)
Net cash provided by (used in) operating activities		994,670	1,232,330
CASH FLOWS FROM INVESTING ACTIVITIES			
Payments for purchase of property, plant & equipment	8(a)	(1,306,330)	(855,308)
Payments for construction of infrastructure	9(a)	(1,079,645)	(632,562)
Payments for right of use assets	11	0	(88,988)
Capital grants, subsidies and contributions		748,617	1,377,604
Proceeds from sale of property, plant & equipment		228,000	203,627
Net cash provided by (used in) investing activities		(1,409,358)	4,373
CASH FLOWS FROM FINANCING ACTIVITIES			
Repayment of borrowings	26(a)	(197,908)	(251,899)
Net cash provided by (used in) financing activities		(197,908)	(251,899)
Net increase (decrease) in cash held		(612,596)	984,804
Cash at beginning of year		8,003,482	7,018,678
Cash and cash equivalents at the end of the year		7,390,886	8,003,482

This statement is to be read in conjunction with the accompanying notes.

SHIRE OF YORK
STATEMENT OF FINANCIAL ACTIVITY
FOR THE YEAR ENDED 30 JUNE 2023

	NOTE	2023 Actual \$	2023 Budget \$	2022 Actual \$
OPERATING ACTIVITIES				
Revenue from operating activities				
General rates	24	7,003,151	6,932,156	6,325,773
Rates excluding general rates	24	20,680	20,408	20,374
Grants, subsidies and contributions		2,619,665	1,896,045	2,215,977
Fees and charges		1,209,024	1,152,656	1,359,160
Interest revenue		145,704	91,093	113,650
Other revenue		276,895	130,661	249,132
Profit on asset disposals		59,658	24,775	11,260
Fair value adjustments to financial assets at fair value through profit or loss	4	7,683	0	0
		<u>11,342,680</u>	<u>10,247,794</u>	<u>10,295,326</u>
Expenditure from operating activities				
Employee costs		(5,134,501)	(4,767,290)	(4,170,020)
Materials and contracts		(3,604,548)	(3,438,737)	(2,860,095)
Utility charges		(331,142)	(395,851)	(371,987)
Depreciation		(6,480,269)	(2,619,336)	(2,953,967)
Finance costs		(70,640)	(72,601)	(81,215)
Insurance		(241,996)	(257,424)	(289,869)
Other expenditure		(706,312)	(324,229)	(884,864)
Loss on asset disposals		(34,285)	(308,148)	(74,538)
		<u>(16,603,693)</u>	<u>(12,183,616)</u>	<u>(11,486,555)</u>
Non-cash amounts excluded from operating activities	25(a)	6,984,818	2,903,493	3,044,143
Amount attributable to operating activities		<u>1,723,805</u>	<u>967,671</u>	<u>1,852,914</u>
INVESTING ACTIVITIES				
Inflows from investing activities				
Capital grants, subsidies and contributions		903,413	2,714,448	920,662
Proceeds from disposal of assets		228,000	633,727	203,627
		<u>1,131,413</u>	<u>3,348,175</u>	<u>1,124,289</u>
Outflows from investing activities				
Purchase of property, plant and equipment	8(a)	(1,306,330)	(1,987,420)	(855,308)
Purchase and construction of infrastructure	9(a)	(1,079,645)	(5,276,963)	(632,562)
Purchase of right of use asset	11	0	0	(88,988)
		<u>(2,385,975)</u>	<u>(7,264,383)</u>	<u>(1,576,858)</u>
Amount attributable to investing activities		<u>(1,254,562)</u>	<u>(3,916,208)</u>	<u>(452,569)</u>
FINANCING ACTIVITIES				
Inflows from financing activities				
Transfers from reserve accounts	27	0	185,000	635,000
		<u>0</u>	<u>185,000</u>	<u>635,000</u>
Outflows from financing activities				
Repayment of borrowings	26(a)	(197,908)	(197,907)	(251,899)
Transfers to reserve accounts	27	0	(1,142,788)	(561,452)
		<u>(197,908)</u>	<u>(1,340,695)</u>	<u>(813,351)</u>
Amount attributable to financing activities		<u>(197,908)</u>	<u>(1,155,695)</u>	<u>(178,351)</u>
MOVEMENT IN SURPLUS OR DEFICIT				
Surplus or deficit at the start of the financial year	25(b)	3,936,091	4,104,232	2,714,097
Amount attributable to operating activities		1,723,805	967,671	1,852,914
Amount attributable to investing activities		(1,254,562)	(3,916,208)	(452,569)
Amount attributable to financing activities		(197,908)	(1,155,695)	(178,351)
Surplus or deficit after imposition of general rates	25(b)	<u>4,207,426</u>	<u>0</u>	<u>3,936,091</u>

This statement is to be read in conjunction with the accompanying notes.

**SHIRE OF YORK
FOR THE YEAR ENDED 30 JUNE 2023
INDEX OF NOTES TO THE FINANCIAL REPORT**

Note 1	Basis of Preparation	9
Note 2	Revenue and Expenses	10
Note 3	Cash and Cash Equivalents	12
Note 4	Other Financial Assets	12
Note 5	Trade and Other Receivables	13
Note 6	Inventories	13
Note 7	Other Assets	15
Note 8	Property, Plant and Equipment	16
Note 9	Infrastructure	18
Note 10	Fixed Assets	20
Note 11	Leases	22
Note 12	Trade and Other Payables	23
Note 13	Other Liabilities	24
Note 14	Borrowings	25
Note 15	Employee Related Provisions	26
Note 16	Revaluation Surplus	27
Note 17	Restrictions Over Financial Assets	28
Note 18	Undrawn Borrowing Facilities and Credit Standby Arrangements	28
Note 19	Contingent Liabilities	29
Note 20	Capital Commitments	29
Note 21	Related Party Transactions	30
Note 22	Events Occurring After the End of the Reporting Period	31
Note 23	Other Significant Accounting Policies	32
Information required by legislation		
Note 24	Rating Information	33
Note 25	Determination of Surplus or Deficit	34
Note 26	Borrowing Liabilities	35
Note 27	Reserve accounts	36
Note 28	Trust Funds	38

**SHIRE OF YORK
NOTES TO AND FORMING PART OF THE FINANCIAL REPORT
FOR THE YEAR ENDED 30 JUNE 2023**

1. BASIS OF PREPARATION

The financial report of the Shire of York which is a Class 3 local government comprises general purpose financial statements which have been prepared in accordance with the *Local Government Act 1995* and accompanying regulations.

Local Government Act 1995 requirements
Section 5.4(2) of the *Local Government Act 1995* read with the *Local Government (Financial Management) Regulations 1996* prescribe that the financial report be prepared in accordance with the *Local Government Act 1995* and, to the extent that they are not inconsistent with the Act, the Australian Accounting Standards. The Australian Accounting Standards (as they apply to local governments and not-for-profit entities) and Interpretations of the Australian Accounting Standards Board except for disclosure requirements of:

- AASB 7 Financial Instruments Disclosures
- AASB 16 Leases paragraph 58
- AASB 101 Presentation of Financial Statements paragraph 61
- AASB 107 Statement of Cash Flows paragraphs 43 and 45
- AASB 116 Property, Plant and Equipment paragraph 79
- AASB 137 Provisions, Contingent Liabilities and Contingent Assets paragraph 85
- AASB 140 Investment Property paragraph 75(f)
- AASB 1052 Disaggregated Disclosures paragraph 11
- AASB 1054 Australian Additional Disclosures paragraph 16

The *Local Government (Financial Management) Regulations 1996* specify that vested land is a right-of-use asset to be measured at cost, and is considered a zero cost concessionary lease. All right-of-use assets under zero cost concessionary leases are measured at zero cost rather than at fair value, except for vested improvements on concessionary land leases such as roads, buildings or other infrastructure which continue to be reported at fair value, as opposed to the vested land which is measured at zero cost. The measurement of vested improvements at fair value is a departure from AASB 16 Leases which would have required the Shire to measure any vested improvements at zero cost.

Accounting policies which have been adopted in the preparation of this financial report have been consistently applied unless stated otherwise. Except for cash flow and rate setting information, the financial report has been prepared on the accrual basis and is based on historical costs, modified, where applicable, by the measurement at fair value of selected non-current assets, financial assets and liabilities.

The local government reporting entity

All funds through which the Shire controls resources to carry on its functions have been included in the financial statements forming part of this financial report.

All monies held in the Trust Fund are excluded from the financial statements. A separate statement of those monies appears at Note 28 of the financial report.

Judgements and estimates

The preparation of a financial report in conformity with Australian Accounting Standards requires management to make judgements, estimates and assumptions that effect the application of policies and reported amounts of assets and liabilities, income and expenses.

The estimates and associated assumptions are based on historical experience and various other factors that are believed to be reasonable under the circumstances; the results of which form the basis of making the judgements about carrying values of assets and liabilities that are not readily apparent from other sources. Actual results may differ from these estimates.

The balances, transactions and disclosures impacted by accounting estimates are as follows:

- estimated fair value of certain financial assets
- impairment of financial assets
- estimation of fair values of land and buildings, and infrastructure.
- estimation of fair value of provisions

Initial application of accounting standards

During the current year, the following new or revised Australian Accounting Standards and Interpretations were applied for the first time.

- AASB 2020-3 Amendments to Australian Accounting Standards - Annual Improvements 2018-2020 and Other Amendments
- AASB 2020-6 Amendments to Australian Accounting Standards - Classification of Liabilities as Current or Non-current - Deferral of Effective Date
- AASB 2021-7a Amendments to Australian Accounting Standards - Effective Date of Amendments to AASB 10 and AASB 128 and Editorial Corrections (general editorials)
- AASB 2022-3 Amendments to Australian Accounting Standards - Illustrative Examples for Not-for-Profit Entities accompanying AASB 15 Revenue from Contracts with Customers

These amendments have no material impact on the current annual financial report.

New accounting standards for application in future years

The following new accounting standards will have application to local government in future years:

- AASB 2014-10 Amendments to Australian Accounting Standards - Sale or Contribution of Assets between an Investor and its Associate or Joint Venture
- AASB 2020-1 Amendments to Australian Accounting Standards - Classification of Liabilities as Current or Non-current
- AASB 2021-2 Amendments to Australian Accounting Standards - Disclosure of Accounting Policies or Definition of Accounting Estimates
This standard will result in a terminology change for significant accounting policies
- AASB 2021-7c Amendments to Australian Accounting Standards - Effective Date of Amendments to AASB 10 and AASB 128 and Editorial Corrections (deferred AASB 10 and AASB 128 amendments in AASB 2014-10 apply)
- AASB 2022-5 Amendments to Australian Accounting Standards - Lease Liability in a Sale and Leaseback
- AASB 2022-6 Amendments to Australian Accounting Standards - Non-current Liabilities with Covenants
- AASB 2022-7 Editorial Corrections to Australian Accounting Standards and Repeal of Superseded and Redundant Standards
- AASB 2022-10 Amendments to Australian Accounting Standards - Fair Value Measurement of Non-Financial Assets of Not-for-Profit Public Sector Entities

The amendment may result in changes to the fair value of non-financial assets. The impact is yet to be quantified. Except as described above these amendments are not expected to have any material impact on the financial report on initial application.

SHIRE OF YORK
NOTES TO AND FORMING PART OF THE FINANCIAL REPORT
FOR THE YEAR ENDED 30 JUNE 2023

2. REVENUE AND EXPENSES

(a) Revenue

Contracts with customers

Recognition of revenue is dependent on the source of revenue and the associated terms and conditions associated with each source of revenue and recognised as follows:

Revenue Category	Nature of goods and services	When obligations typically satisfied	Payment terms	Returns/Refunds/Warranties	Timing of revenue recognition
Grants, subsidies and contributions	Community events, minor facilities, research, design, planning evaluation and services	Over time	Fixed terms transfer of funds based on agreed milestones and reporting	Contract obligation if project not complete	Output method based on project milestones and/or completion date matched to performance obligations
Fees and charges - licences, registrations, approvals	Building, planning, development and animal management.	Single point in time	Full payment prior to issue	None	On payment of the licence, registration or approval
Fees and charges - facility entry fees	Permission to use facilities	Single point in time	Full payment prior to issue	None	On entry to facility

Consideration from contracts with customers is included in the transaction price.

Revenue Recognition

Revenue recognised during the year under each basis of recognition by nature of goods or services is provided in the table below:

For the year ended 30 June 2023

Nature	Contracts with customers	Capital grant/contributions	Statutory Requirements	Other	Total
	\$	\$	\$	\$	\$
Rates	0	0	7,023,831	0	7,023,831
Grants, subsidies and contributions	244,655	0	0	2,375,230	2,619,885
Fees and charges	344,722	0	836,594	27,708	1,209,024
Interest revenue	0	0	116,980	28,724	145,704
Other revenue	96,066	0	0	180,830	276,895
Capital grants, subsidies and contributions	0	903,413	0	0	903,413
Total	685,442	903,413	7,977,405	2,612,492	12,178,752

For the year ended 30 June 2022

Nature	Contracts with customers	Capital grant/contributions	Statutory Requirements	Other	Total
	\$	\$	\$	\$	\$
Rates	0	0	6,346,147	0	6,346,147
Grants, subsidies and contributions	212,242	0	0	2,003,735	2,215,977
Fees and charges	534,795	0	779,123	45,242	1,359,160
Interest revenue	0	0	103,894	9,756	113,650
Other revenue	71,748	0	0	177,384	249,132
Capital grants, subsidies and contributions	0	920,662	0	0	920,662
Total	818,785	920,662	7,229,164	2,236,117	11,204,728

SHIRE OF YORK
NOTES TO AND FORMING PART OF THE FINANCIAL REPORT
FOR THE YEAR ENDED 30 JUNE 2023

2. REVENUE AND EXPENSES (Continued)

(a) Revenue (Continued)		2023	2022
	Note	Actual	Actual
		\$	\$
Interest revenue			
Interest on reserve account funds		9,802	2,110
Trade and other receivables overdue interest		116,979	103,894
Other interest revenue		18,923	7,646
		145,704	113,650
The 2023 original budget estimate in relation to: Trade and other receivables overdue interest was \$78,593			
Fees and charges relating to rates receivable			
Charges on instalment plan		15,380	14,250
The 2023 original budget estimate in relation to: Charges on Instalment plan was \$15,225			
(b) Expenses			
Auditors remuneration			
- Audit of the Annual Financial Report		85,750	55,350
		85,750	55,350
Employee Costs			
Employee benefit costs		4,116,185	3,401,689
Other employee costs		1,018,315	766,331
		5,134,501	4,170,020
Finance costs			
Interest and financial charges paid/payable for lease liabilities and financial liabilities not at fair value through profit or loss		70,640	81,215
		70,640	81,215
Other expenditure			
Impairment losses on rates and statutory receivables		0	107,158
Impairment losses on trade receivables		0	186
Impairment loss on non-current assets held for sale	7	237,998	0
Sundry expense		468,414	577,520
		706,312	684,864

SHIRE OF YORK
NOTES TO AND FORMING PART OF THE FINANCIAL REPORT
FOR THE YEAR ENDED 30 JUNE 2023

3. CASH AND CASH EQUIVALENTS

Note	2023	2022
	\$	\$
Cash at bank and on hand	4,198,060	4,810,752
Term deposits	3,192,826	3,192,720
Total cash and cash equivalents	7,390,886	8,003,482
Held as		
- Unrestricted cash and cash equivalents	3,946,879	4,404,679
- Restricted cash and cash equivalents	17 3,444,007	3,598,803
	7,390,886	8,003,482

SIGNIFICANT ACCOUNTING POLICIES

Cash and cash equivalents

Cash and cash equivalents include cash on hand, cash at bank, deposits available on demand with banks and other short term highly liquid investments with original maturities of three months or less that are readily convertible to known amounts of cash and which are subject to an insignificant risk of changes in value.

Term deposits are presented as cash equivalents if they have a maturity of three months or less from the date of acquisition and are repayable with 24 hours notice with no loss of interest.

Restricted financial assets

Restricted financial asset balances are not available for general use by the local government due to externally imposed restrictions. Restrictions are specified in an agreement, contract or legislation. This applies to reserve accounts, unspent grants, subsidies and contributions and unspent loans that have not been fully expended in the manner specified by the contributor, legislation or loan agreement and for which no liability has been recognised.

4. OTHER FINANCIAL ASSETS

	2023	2022
	\$	\$
Non-current assets		
Financial assets at fair value through profit or loss	81,490	73,807
	81,490	73,807
Financial assets at fair value through profit or loss		
Units in Local Government House Trust - opening balance	73,807	73,807
Movement attributable to fair value increment	7,683	0
Units in Local Government House Trust - closing balance	81,490	73,807

Loans receivable from clubs/institutions have the same terms and conditions as the related borrowing disclosed in Note 26(a) as self supporting loans. Fair value of financial assets at fair value through profit or loss is determined from the net asset value of the units held in the Trust at balance date as compiled by WALGA.

SIGNIFICANT ACCOUNTING POLICIES

Financial assets at fair value through profit or loss

The Shire has elected to classify the following financial assets at fair value through profit or loss:

- debt investments which do not qualify for measurement at either amortised cost or fair value through other comprehensive income.
- equity investments which the Shire has elected to recognise as fair value gains and losses through profit or loss.

SHIRE OF YORK
NOTES TO AND FORMING PART OF THE FINANCIAL REPORT
FOR THE YEAR ENDED 30 JUNE 2023

5. TRADE AND OTHER RECEIVABLES

Note	2023	2022
	\$	\$
Current		
Rates and statutory receivables	1,333,111	1,144,633
Trade receivables	173,166	305,013
Other receivables	77,339	0
GST receivable	137,262	86,017
Receivables for employee related provisions	37,410	46,839
Allowance for credit losses of rates and statutory receivables	(518,457)	(397,492)
Allowance for credit losses of trade receivables	(2,982)	(851)
	1,236,849	1,184,159
Non-current		
Rates and statutory receivables	150,928	139,411
	160,928	139,411

Disclosure of opening and closing balances related to contracts with customers

Information about receivables from contracts with customers along with financial assets and associated liabilities arising from transfers to enable the acquisition or construction of recognisable non financial assets is:

Note	30 June 2023 Actual	30 June 2022 Actual	1 July 2021 Actual
	\$	\$	\$
Trade and other receivables from contracts with customers	250,505	306,013	78,836
Allowance for credit losses of trade receivables	(2,982)	(851)	(666)
Total trade and other receivables from contracts with customers	247,523	304,162	78,171

SIGNIFICANT ACCOUNTING POLICIES

Rates and statutory receivables

Rates and statutory receivables are non-contractual receivables arising from statutory requirements and include amounts due from ratepayers for unpaid rates and service charges and other statutory charges or fines.

Rates and statutory receivables are recognised when the taxable event has occurred and can be measured reliably.

Trade receivables

Trade receivables are amounts receivable from contractual arrangements with customers for goods sold, services performed or grants or contributions with sufficiently specific performance obligations as part of the ordinary course of business.

Other receivables

Other receivables are amounts receivable from contractual arrangements with third parties other than contracts with customers including grants for the construction of recognisable non financial assets.

Measurement

Trade and other receivables are recognised initially at the amount of the transaction price, unless they contain a significant financing component, and are to be recognised at fair value.

Classification and subsequent measurement

Receivables which are generally due for settlement within 30 days except rates receivables which are expected to be collected within 12 months are classified as current assets. All other receivables such as, deferred pensioner rates receivable after the end of the reporting period are classified as non-current assets.

Trade and other receivables are held with the objective to collect the contractual cashflows and therefore the Shire measures them subsequently at amortised cost using the effective interest rate method.

Due to the short term nature of current receivables, their carrying amount is considered to be the same as their fair value. Non-current receivables are indexed to inflation, any difference between the face value and fair value is considered immaterial.

SHIRE OF YORK
NOTES TO AND FORMING PART OF THE FINANCIAL REPORT
FOR THE YEAR ENDED 30 JUNE 2023

6. INVENTORIES

Current

Fuel and materials

2023	2022
\$	\$
46,329	34,223
46,329	34,223
Balance at beginning of year	34,223
Inventories expensed during the year	(142,063)
Additions to inventory	154,169
Balance at end of year	46,329

The following movements in inventories occurred during the year:

Balance at beginning of year

Inventories expensed during the year

Additions to inventory

Balance at end of year

SIGNIFICANT ACCOUNTING POLICIES

General

Inventories are measured at the lower of cost and net realisable value.

Net realisable value is the estimated selling price in the ordinary course of business less the estimated costs of completion and the estimated costs necessary to make the sale.

**SHIRE OF YORK
NOTES TO AND FORMING PART OF THE FINANCIAL REPORT
FOR THE YEAR ENDED 30 JUNE 2023**

7. ASSETS CLASSIFIED AS HELD FOR SALE

	Note	2023	2022
		\$	\$
Non-current assets held for sale			
Non-current assets held for sale	8	510,625	0
Impairment loss	2	(237,898)	0
		<u>272,727</u>	<u>0</u>

Land classified as held for sale

During the year council elected to dispose of St Patrick's Convent School - Lots 800-801, 25-27 South Street York. The land and building is to be disposed of by contract of sale, and was transferred to Non-current assets held for sale at the book value of \$510,625. As agreed sale value is \$272,727, an impairment loss was recognised at the 30 June 2023, of \$237,898.

SIGNIFICANT ACCOUNTING POLICIES

Non-current assets held for sale

Assets are classified as held for sale where the carrying amount will be recovered through a sale rather than continuing use and the asset is available for immediate sale with a sale being highly probable.

Non-current assets held for sale (Continued)

Non-current assets classified as held for sale are valued at the lower of the carrying amount and fair value less costs to sell.

SHIRE OF YORK
NOTES TO AND FORMING PART OF THE FINANCIAL REPORT
FOR THE YEAR ENDED 30 JUNE 2023

8. PROPERTY, PLANT AND EQUIPMENT

(a) Movements in Balances

Movement in the balances of each class of property, plant and equipment between the beginning and the end of the current financial year.

	Land	Buildings	Total land and buildings	Furniture and equipment	Plant and equipment	Total property, plant and equipment
	\$	\$		\$	\$	\$
Balance at 1 July 2021	5,580,550	24,021,951	29,602,501	245,411	2,448,474	32,294,386
Additions	0	32,595	32,595	124,045	698,668	855,308
Disposals	0	0	0	0	(266,905)	(266,905)
Depreciation	0	(536,725)	(536,725)	(51,471)	(264,883)	(903,079)
Transfers	0	0	0	(109,060)	0	(109,060)
Balance at 30 June 2022	5,580,550	23,467,821	29,048,371	208,925	2,613,354	31,870,650
Comprises:						
Gross balance amount at 30 June 2022	5,580,550	25,791,632	31,372,182	1,042,370	3,030,291	35,444,843
Accumulated depreciation at 30 June 2022	0	(2,323,811)	(2,323,811)	(833,445)	(416,937)	(3,574,193)
Balance at 30 June 2022	5,580,550	23,467,821	29,048,371	208,925	2,613,354	31,870,650
Additions	0	42,747	42,747	45,612	1,217,971	1,306,330
Disposals	0	0	0	0	(202,627)	(202,627)
Revaluation increments / (decrements) transferred to revaluation surplus	4,031,850	12,914,454	16,946,304	0	0	16,946,304
Transfer to non-current assets classified as held for sale *	(235,000)	(275,825)	(510,825)	0	0	(510,825)
Depreciation	0	(583,445)	(583,445)	(50,754)	(345,307)	(979,506)
Transfers		(476,853)	(476,853)			(476,853)
Balance at 30 June 2023	9,377,400	35,089,089	44,466,489	203,783	3,283,391	47,953,673
Comprises:						
Gross balance amount at 30 June 2023	9,377,400	35,089,089	44,466,489	1,087,983	3,991,999	49,546,481
Accumulated depreciation at 30 June 2023	0	0	0	(884,200)	(708,608)	(1,592,808)
Balance at 30 June 2023	9,377,400	35,089,089	44,466,489	203,783	3,283,391	47,953,673

* Non-current assets classified as held for sale are reflected in Note 7.

SHIRE OF YORK
NOTES TO AND FORMING PART OF THE FINANCIAL REPORT
FOR THE YEAR ENDED 30 JUNE 2023

8. PROPERTY, PLANT AND EQUIPMENT (Continued)

(b) Carrying Value Measurements

Asset Class	Fair Value Hierarchy	Valuation Technique	Basis of Valuation	Date of Last Valuation	Inputs Used
(i) Fair Value					
Land and buildings					
Land	2	Market approach using recent observable market data for similar assets	Independent	June 2023	Price per square metre
Buildings	3	Cost approach using depreciated replacement cost	Independent	June 2023	Construction costs and current condition (Level 2), residual values and remaining useful life assessments (Level 3) inputs
Level 3 inputs are based on assumptions with regards to future values and patterns of consumption utilising current information. If the basis of these assumptions were varied, they have the potential to result in a significantly higher or lower fair value measurement.					
During the period there were no changes in the valuation techniques used by the local government to determine the fair value of property, plant and equipment using either level 2 or level 3 inputs.					
(ii) Cost					
Furniture and equipment		N/A	At cost	June 2017	N/A
Plant and equipment		N/A	At cost	June 2020	N/A

SHIRE OF YORK
NOTES TO AND FORMING PART OF THE FINANCIAL REPORT
FOR THE YEAR ENDED 30 JUNE 2023

9. INFRASTRUCTURE

(a) Movements in Balances

Movement in the balances of each class of infrastructure between the beginning and the end of the current financial year.

	Infrastructure - roads	Infrastructure - drainage	Infrastructure - bridges	Infrastructure - footpaths	Infrastructure - other structures	Infrastructure - parks & reserves	Total Infrastructure
	\$	\$	\$	\$	\$	\$	\$
Balance at 1 July 2021	70,373,226	15,788,315	10,853,253	1,650,782	2,037,555	3,544,650	104,247,781
Additions	417,396	98,868	0	0	107,486	8,812	632,562
Revaluation increments / (decrements) transferred to revaluation surplus	43,431,035	(8,562,252)	7,571,279	26,498	0	0	42,466,560
Depreciation	(1,052,431)	(446,494)	(141,032)	(42,327)	(228,257)	(112,300)	(2,022,841)
Transfers	260,845	0	0	0	(260,845)	0	0
Balance at 30 June 2022	113,430,071	6,878,437	18,283,500	1,634,953	1,655,939	3,441,162	145,324,062
Comprises:							
Gross balance at 30 June 2022	157,310,635	12,100,410	50,176,500	2,796,092	3,114,044	3,809,422	229,307,103
Accumulated depreciation at 30 June 2022	(43,880,564)	(5,221,973)	(31,893,000)	(1,161,139)	(1,458,105)	(368,260)	(83,983,041)
Balance at 30 June 2022	113,430,071	6,878,437	18,283,500	1,634,953	1,655,939	3,441,162	145,324,062
Additions	803,667	110,114	27,204	17,300	71,797	49,563	1,079,645
Revaluation increments / (decrements) transferred to revaluation surplus	0	0	0	0	(184,224)	0	(184,224)
Depreciation	(4,097,247)	(151,817)	(837,947)	(75,217)	(198,176)	(112,301)	(5,472,705)
Transfers	0	122,838	0	0	3,732,439	(3,378,424)	476,853
Balance at 30 June 2023	110,136,491	6,959,572	17,472,757	1,577,036	5,077,775	0	141,223,631
Comprises:							
Gross balance at 30 June 2023	158,114,302	12,386,572	50,203,704	2,813,392	7,223,322	0	230,741,292
Accumulated depreciation at 30 June 2023	(47,977,811)	(5,427,000)	(32,730,947)	(1,236,356)	(2,145,547)	0	(89,517,661)
Balance at 30 June 2023	110,136,491	6,959,572	17,472,757	1,577,036	5,077,775	0	141,223,631

SHIRE OF YORK
NOTES TO AND FORMING PART OF THE FINANCIAL REPORT
FOR THE YEAR ENDED 30 JUNE 2023

9. INFRASTRUCTURE (Continued)

(b) Carrying Value Measurements

Asset Class	Fair Value Hierarchy	Valuation Technique	Basis of Valuation	Date of Last Valuation	Inputs Used
(i) Fair Value					
Infrastructure - roads	3	Cost approach using depreciated replacement cost	Management valuation	June 2022	Construction costs and current condition (Level 2), residual values and remaining useful life assessments (Level 3) inputs
Infrastructure - drainage	3	Cost approach using depreciated replacement cost	Management valuation	June 2022	Construction costs and current condition (Level 2), residual values and remaining useful life assessments (Level 3) inputs
Infrastructure - bridges	3	Cost approach using depreciated replacement cost	Management valuation	June 2022	Construction costs and current condition (Level 2), residual values and remaining useful life assessments (Level 3) inputs
Infrastructure - footpaths	3	Cost approach using depreciated replacement cost	Management valuation	June 2022	Construction costs and current condition (Level 2), residual values and remaining useful life assessments (Level 3) inputs
Infrastructure - other structures	3	Cost approach using depreciated replacement cost	Management valuation	June 2023	Construction costs and current condition (Level 2), residual values and remaining useful life assessments (Level 3) inputs

Level 3 inputs are based on assumptions with regards to future values and patterns of consumption utilising current information. If the basis of these assumptions were varied, they have the potential to result in a significantly higher or lower fair value measurement.

During the period there were no changes in the valuation techniques used to determine the fair value of infrastructure using level 3 inputs.

**SHIRE OF YORK
NOTES TO AND FORMING PART OF THE FINANCIAL REPORT
FOR THE YEAR ENDED 30 JUNE 2023**

10. FIXED ASSETS

(a) Depreciation

Depreciation rates

Typical estimated useful lives for the different asset classes for the current and prior years are included in the table below:

Asset Class	Useful life
Buildings	40 to 100 years
Furniture and equipment	8 to 10 years
Plant and equipment	5 to 15 years
Intangible assets	5 years
Infrastructure roads	
- formation	not depreciated
- sealed pavement	5 to 55 years
- unsealed pavement	1 to 20 years
- subgrade	200 years
Infrastructure drainage	1 to 190 years
Infrastructure bridges	4 to 32 years
Infrastructure footpaths	1 to 34 years
Infrastructure other	6 to 100 years
Infrastructure parks and reserves	
Right-of-use assets - buildings	40 to 100 years

Revision of useful lives of plant and equipment

Following the revaluation of assets on the 30 June 2022, the Shire revised the remaining useful life of infrastructure road components from 100 years to those listed above.

The impact of this is an increase in depreciation of \$2,873,468. The Shire believes these rates are appropriate.

SHIRE OF YORK
NOTES TO AND FORMING PART OF THE FINANCIAL REPORT
FOR THE YEAR ENDED 30 JUNE 2023

10. FIXED ASSETS (Continued)

SIGNIFICANT ACCOUNTING POLICIES

Fixed assets

Each class of fixed assets within either property, plant and equipment or infrastructure, is carried at cost or fair value (as indicated), less any accumulated depreciation and impairment losses.

Initial recognition and measurement for assets held at cost

Plant and equipment including furniture and equipment is recognised at cost on acquisition in accordance with *Financial Management Regulation 17A*. Where acquired at no cost, the asset is initially recognised at fair value. Assets held at cost are depreciated and assessed for indicators of impairment annually.

Initial recognition and measurement between mandatory revaluation dates for assets held at fair value

Assets for which the fair value as at the date of acquisition is under \$5,000 are not recognised as an asset in accordance with *Financial Management Regulation 17A (5)*. These assets are expensed immediately.

Where multiple individual low value assets are purchased together as part of a larger asset or collectively forming a larger asset exceeding the threshold, the individual assets are recognised as one asset and capitalised.

Upon initial recognition, cost is determined as the amount paid (or other consideration given) to acquire the assets, plus costs incidental to the acquisition. For assets acquired at zero cost or otherwise significantly less than fair value, cost is determined as fair value at the date of acquisition. The cost of non-current assets constructed by the Shire includes the cost of all materials used in construction, direct labour on the project and an appropriate proportion of variable and fixed overheads.

Individual assets that are land, buildings, infrastructure and investment properties acquired between scheduled revaluation dates of the asset class in accordance with the Shire's revaluation policy, are recognised at cost and disclosed as being at fair value as management believes cost approximates fair. They are subject to subsequent revaluation at the next revaluation date consistent with *Financial Management Regulation 17A(4)*.

Revaluation

The fair value of land, buildings, infrastructure and investment properties is determined at least every five years in accordance with the regulatory framework. This includes buildings and infrastructure items which were pre-existing improvements (i.e. vested improvements) on vested land acquired by the Shire.

At the end of each period, the carrying amount for each asset class is reviewed and, where appropriate, the fair value is updated to reflect current market conditions consistent with *Financial Management Regulation 17A(2)* which requires land, buildings infrastructure, investment properties and vested improvements to be shown at fair value.

Revaluation (continued)

For property, plant and equipment and infrastructure, increases in the carrying amount arising on revaluation of asset classes are credited to a revaluation surplus in equity. Decreases that offset previous increases of the same class of asset are recognised against revaluation surplus directly in equity. All other decreases are recognised in profit or loss. Subsequent increases are then recognised in profit or loss to the extent they reverse a net revaluation decrease previously recognised in profit or loss for the same class of asset.

Depreciation

The depreciable amount of all property, plant and equipment and infrastructure, are depreciated on a straight-line basis over the individual asset's useful life from the time the asset is held ready for use. Leasehold improvements are depreciated over the shorter of either the unexpired period of the lease or the estimated useful life of the improvements.

The assets residual values and useful lives are reviewed, and adjusted if appropriate, at the end of each reporting period.

Depreciation on revaluation

When an item of property, plant and equipment and infrastructure is revalued, any accumulated depreciation at the date of the revaluation is treated in one of the following ways:

- (i) The gross carrying amount is adjusted in a manner that is consistent with the revaluation of the carrying amount of the asset.
- (ii) Eliminated against the gross carrying amount of the asset and the net amount restated to the revalued amount of the asset.

Impairment

An asset's carrying amount is written down immediately to its recoverable amount if the asset's carrying amount is greater than its estimated recoverable amount.

Gains or losses on disposal

Gains and losses on disposals are determined by comparing proceeds with the carrying amount. These gains and losses are included in the Statement of Comprehensive Income in the period in which they arise.

SHIRE OF YORK
NOTES TO AND FORMING PART OF THE FINANCIAL REPORT
FOR THE YEAR ENDED 30 JUNE 2023

11. LEASES

Right-of-Use Assets

Movement in the balance of each class of right-of-use asset between the beginning and the end of the current financial year.

	Right-of-use assets - buildings	Right-of-use assets Total
	\$	\$
Balance at 1 July 2021	970,499	970,499
Additions	88,988	88,988
Depreciation	(28,047)	(28,047)
Balance at 30 June 2022	1,031,440	1,031,440
Gross balance amount at 30 June 2022	1,122,342	1,122,342
Accumulated depreciation at 30 June 2022	(90,902)	(90,902)
Balance at 30 June 2022	1,031,440	1,031,440
Depreciation	(28,058)	(28,058)
Balance at 30 June 2023	1,003,382	1,003,382
Gross balance amount at 30 June 2023	1,122,342	1,122,342
Accumulated depreciation at 30 June 2023	(118,960)	(118,960)
Balance at 30 June 2023	1,003,382	1,003,382

The following amounts were recognised in the statement of comprehensive income during the period in respect of leases where the entity is the lessee:

	2023 Actual	2022 Actual
	\$	\$
Depreciation on right-of-use assets	(28,058)	(28,047)
Total amount recognised in the statement of comprehensive income	(28,058)	(28,047)

SIGNIFICANT ACCOUNTING POLICIES

Leases

At inception of a contract, the Shire assesses if the contract contains or is a lease. A contract is, or contains, a lease if the contract conveys the right to control the use of an identified asset for a period of time in exchange for consideration.

At the commencement date, a right-of-use asset is recognised at cost and lease liability at the present value of the lease payments that are not paid at that date. The lease payments are discounted using the interest rate implicit in the lease, if that rate can be readily determined. If that rate cannot be readily determined, the Shire uses its incremental borrowing rate.

All contracts that are classified as short-term leases (i.e. a lease with a term of 12 months or less) and leases of low value assets are recognised as an operating expense on a straight-line basis over the term of the lease.

Right-of-use assets - measurement

Right-of-use assets are measured at cost. All right-of-use assets (other than vested improvements) under zero cost concessionary leases are measured at zero cost (i.e. not recognised in the Statement of Financial Position). The exception is vested improvements on concessionary land leases such as roads, buildings or other infrastructure which are reported at fair value.

Refer to Note 10 under revaluation for details on the significant accounting policies applying to vested improvements.

Right-of-use assets - depreciation

Right-of-use assets are depreciated over the lease term or useful life of the underlying asset, whichever is the shorter. Where a lease transfers ownership of the underlying asset, or the cost of the right-of-use asset reflects that the Shire anticipates to exercise a purchase option, the specific asset is depreciated over the useful life of the

underlying asset.

SHIRE OF YORK
NOTES TO AND FORMING PART OF THE FINANCIAL REPORT
FOR THE YEAR ENDED 30 JUNE 2023

12. TRADE AND OTHER PAYABLES

Current

Sundry creditors
Prepaid rates
Accrued payroll liabilities
ATO liabilities
Bonds and deposits held
Cash held for distribution - previously Trust
Accrued interest on long term borrowings

2023	2022
\$	\$
357,586	691,794
141,744	142,113
44,966	38,217
77,984	89,020
27,273	0
397,968	397,492
9,436	11,396
1,056,957	1,370,032

SIGNIFICANT ACCOUNTING POLICIES

Financial liabilities

Financial liabilities are initially recognised at fair value when the Shire becomes a party to the contractual provisions of the instrument.

Non-derivative financial liabilities (excluding financial guarantees) are subsequently measured at amortised cost.

Trade and other payables

Trade and other payables represent liabilities for goods and services provided to the Shire prior to the end of the financial year that are unpaid and arise when the Shire becomes obliged to make future payments in respect of the purchase of these goods and services. The amounts are unsecured, are recognised as a current liability and are usually paid within 30 days of recognition. The carrying amounts of trade and other payables are considered to be the same as their fair values, due to their short-term nature.

Prepaid rates

Prepaid rates are, until the taxable event has occurred (start of the next financial year), refundable at the request of the ratepayer. Rates received in advance are initially recognised as a financial liability. When the taxable event occurs, the financial liability is extinguished and the Shire recognises income for the prepaid rates that have not been refunded.

SHIRE OF YORK
NOTES TO AND FORMING PART OF THE FINANCIAL REPORT
FOR THE YEAR ENDED 30 JUNE 2023

13. OTHER LIABILITIES

	2023	2022
	\$	\$
Current		
Capital grant/contributions liabilities	858,734	1,013,530
	858,734	1,013,530
The Shire expects to satisfy the performance obligations, from contracts with customers unsatisfied at the end of the reporting period, within the next 12 months.		
Reconciliation of changes in capital grant/contribution liabilities		
Opening balance	1,013,530	556,588
Additions	0	598,784
Revenue from capital grant/contributions held as a liability at the start of the period	(154,796)	(141,842)
	858,734	1,013,530

Performance obligations in relation to capital grant/contribution liabilities are satisfied as project milestones are met or completion of construction or acquisition of the asset.

SIGNIFICANT ACCOUNTING POLICIES

Capital grant/contribution liabilities

Capital grant/contribution liabilities represent the Shire's obligations to construct recognisable non-financial assets to identified specifications to be controlled by the Shire which are yet to be satisfied. Capital grant/contribution liabilities are recognised as income when the obligations in the contract are satisfied.

**SHIRE OF YORK
NOTES TO AND FORMING PART OF THE FINANCIAL REPORT
FOR THE YEAR ENDED 30 JUNE 2023**

14. BORROWINGS

	Note	2023			2022		
		Current	Non-current	Total	Current	Non-current	Total
Secured		\$	\$	\$	\$	\$	\$
Debentures		207,801	967,207	1,175,008	197,908	1,175,008	1,372,916
Total secured borrowings	26(a)	207,801	967,207	1,175,008	197,908	1,175,008	1,372,916

Secured liabilities and assets pledged as security

Debentures are secured by a floating charge over the assets of the Shire of York.

The Shire of York has complied with the financial covenants of its borrowing facilities during the 2023 and 2022 years.

SIGNIFICANT ACCOUNTING POLICIES

Borrowing costs

The Shire has elected to recognise borrowing costs as an expense when incurred regardless of how the borrowings are applied.

Fair values of borrowings are not materially different to their carrying amounts, since the interest payable on those borrowings is either close to current market rates or the borrowings are of a short term nature.

Borrowings fair values are based on discounted cash flows using a current borrowing rate. They are classified as level 3 fair values in the fair value hierarchy (see Note 23(l)) due to the unobservable inputs, including own credit risk.

Risk

Details of individual borrowings required by regulations are provided at Note 26(a).

SHIRE OF YORK
NOTES TO AND FORMING PART OF THE FINANCIAL REPORT
FOR THE YEAR ENDED 30 JUNE 2023

15. EMPLOYEE RELATED PROVISIONS

Employee Related Provisions

	2023	2022
	\$	\$
Current provisions		
Employee benefit provisions		
Annual leave	461,129	449,878
Long service leave	233,075	330,382
Sick leave	51,124	43,605
	745,328	823,865
Total current employee related provisions	745,328	823,865
Non-current provisions		
Employee benefit provisions		
Long service leave	146,813	75,613
Sick leave	0	22,703
	146,813	98,316
Total non-current employee related provisions	146,813	98,316
Total employee related provisions	892,141	922,181

Provision is made for benefits accruing to employees in respect of wages and salaries, annual leave and long service leave and associated on costs for services rendered up to the reporting date and recorded as an expense during the period the services are delivered.

Annual leave liabilities are classified as current, as there is no unconditional right to defer settlement for at least 12 months after the end of the reporting period.

Expected reimbursements of employee related provisions from other WA local governments included within other receivables	5	37,410	46,839
--	---	--------	--------

SIGNIFICANT ACCOUNTING POLICIES

Employee benefits

The Shire's obligations for employees' annual leave, long service leave and other employee leave entitlements are recognised as employee related provisions in the Statement of Financial Position.

Short-term employee benefits

Provision is made for the Shire's obligations for short-term employee benefits. Short-term employee benefits are benefits (other than termination benefits) that are expected to be settled wholly before 12 months after the end of the annual reporting period in which the employees render the related service, including wages, salaries and sick leave. Short-term employee benefits are measured at the (undiscounted) amounts expected to be paid when the obligation is settled.

The Shire's obligations for short-term employee benefits such as wages, salaries and sick leave are recognised as a part of current trade and other payables in the statement of financial position.

Other long-term employee benefits

Long-term employee benefits provisions are measured at the present value of the expected future payments to be made to employees. Expected future payments incorporate anticipated future wage and salary levels, durations of service and employee departures and are discounted at rates determined by reference to market yields at the end of the reporting period on government bonds that have maturity dates that approximate the terms of the obligations. Any remeasurements for changes in assumptions of obligations for other long-term employee benefits are recognised in profit or loss in the periods in which the changes occur.

The Shire's obligations for long-term employee benefits are presented as non-current provisions in its statement of financial position, except where the Shire does not have an unconditional right to defer settlement for at least 12 months after the end of the reporting period, in which case the obligations are presented as current provisions.

SHIRE OF YORK
NOTES TO AND FORMING PART OF THE FINANCIAL REPORT
FOR THE YEAR ENDED 30 JUNE 2023

16. REVALUATION SURPLUS

	2023 Opening Balance	2023 Transfer Asset Class	Total Movement on Revaluation	2023 Closing Balance	2022 Opening Balance	Total Movement on Revaluation	2022 Closing Balance
	\$	\$	\$	\$	\$	\$	\$
Revaluation surplus - Land - freehold land	4,001,800	0	4,031,850	8,033,650	4,001,800	0	4,001,800
Revaluation surplus - Buildings	17,808,574	0	12,914,454	30,723,028	17,808,574	0	17,808,574
Revaluation surplus - Furniture and equipment	61,757	0	0	61,757	61,757	0	61,757
Revaluation surplus - Plant and equipment	772,011	0	0	772,011	772,011	0	772,011
Revaluation surplus - Infrastructure - roads	95,312,696	0	0	95,312,696	51,881,661	43,431,035	95,312,696
Revaluation surplus - Infrastructure - drainage	8,138,526	0	0	8,138,526	16,700,778	(8,562,252)	8,138,526
Revaluation surplus - Infrastructure - bridges	16,876,832	0	0	16,876,832	9,305,553	7,571,279	16,876,832
Revaluation surplus - Infrastructure - footpaths	889,766	0	0	889,766	863,268	26,498	889,766
Revaluation surplus - Infrastructure - other structures	533,633	2,583,357	(184,224)	2,932,766	533,633	0	533,633
Revaluation surplus - Infrastructure - parks & reserves	2,583,357	(2,583,357)	0	0	2,583,357	0	2,583,357
	146,978,952	0	16,762,080	163,741,032	104,512,392	42,466,560	146,978,952

SHIRE OF YORK
NOTES TO AND FORMING PART OF THE FINANCIAL REPORT
FOR THE YEAR ENDED 30 JUNE 2023

17. RESTRICTIONS OVER FINANCIAL ASSETS

	Note	2023 Actual \$	2022 Actual \$
The following classes of financial assets have restrictions imposed by regulations or other externally imposed requirements which limit or direct the purpose for which the resources may be used:			
- Cash and cash equivalents	3	3,444,007	3,598,803
		3,444,007	3,598,803
The restricted financial assets are a result of the following specific purposes to which the assets may be used:			
Restricted reserve accounts	27	2,585,273	2,585,273
Capital grant liabilities	13	858,734	1,013,530
Total restricted financial assets		3,444,007	3,598,803
18. UNDRAWN BORROWING FACILITIES AND CREDIT STANDBY ARRANGEMENTS			
Bank overdraft limit		200,000	200,000
Credit card limit		10,000	10,000
Credit card balance at balance date		(1,818)	(1,654)
Total amount of credit unused		208,182	208,346
Loan facilities			
Loan facilities - current		207,801	197,908
Loan facilities - non-current		967,207	1,175,008
Total facilities in use at balance date		1,175,008	1,372,916
Unused loan facilities at balance date		0	0

SHIRE OF YORK
NOTES TO AND FORMING PART OF THE FINANCIAL REPORT
FOR THE YEAR ENDED 30 JUNE 2023

19. CONTINGENT LIABILITIES

The Shire of York has identified the following sites in relation to land owned, vested or leased that is known to be or suspected of being contaminated. At the date of this report the value and timing of remediation has not been ascertained.

- 4, 5, 6, 36 and 38 Avon Terrace, York 6302 comprising of lots 2, 3, 4, 5 and 6 Avon Terrace.
- 15 Redmile Road, York 6302 comprising of lot 13 Redmile Road.

20. CAPITAL COMMITMENTS

	2023	2022
	\$	\$
Contracted for:		
- capital expenditure projects	224,509	117,505
- plant & equipment purchases	0	368,050
	224,509	485,555
Payable:		
- not later than one year	224,509	485,555

SHIRE OF YORK
NOTES TO AND FORMING PART OF THE FINANCIAL REPORT
FOR THE YEAR ENDED 30 JUNE 2023

21. RELATED PARTY TRANSACTIONS

(a) Elected Member Remuneration

Fees, expenses and allowances to be paid or reimbursed to elected council members.

Note	2023 Actual \$	2023 Budget \$	2022 Actual \$
President's annual allowance	17,086	17,085	16,916
President's meeting attendance fees	21,196	21,195	20,986
President's annual allowance for ICT expenses	1,747	2,020	1,722
	40,029	40,300	39,624
Deputy President's annual allowance	4,271	4,271	4,229
Deputy President's meeting attendance fees	13,698	13,698	13,562
Deputy President's annual allowance for ICT expenses	1,747	2,020	1,722
	19,716	19,989	19,513
All other council member's meeting attendance fees	63,311	66,488	67,662
All other council member's ICT expenses	8,076	10,100	8,592
All other council member's annual allowance for ICT expenses	0	0	323
All other council member's travel and accommodation expenses	250	0	0
	71,637	78,588	76,577
21(b)	131,362	136,877	135,714

(b) Key Management Personnel (KMP) Compensation

The total of compensation paid to KMP of the Shire during the year are as follows:

Note	2023 Actual \$	2022 Actual \$
Short-term employee benefits	844,978	825,632
Post-employment benefits	59,946	59,564
Employee - other long-term benefits	60,047	11,668
Employee - termination benefits	2,297	0
Council member costs	131,382	135,714
	898,650	832,578

Short-term employee benefits

These amounts include all salary and fringe benefits awarded to KMP except for details in respect to fees and benefits paid to council members which may be separately found in the table above.

Post-employment benefits

These amounts are the current-year's cost of the Shire's superannuation contributions made during the year.

Other long-term benefits

These amounts represent annual leave and long service leave entitlements accruing during the year.

Termination benefits

These amounts represent termination benefits paid to KMP (Note: may or may not be applicable in any given year).

Council member costs

These amounts represent payments of member fees, expenses, allowances and reimbursements during the year.

SHIRE OF YORK
NOTES TO AND FORMING PART OF THE FINANCIAL REPORT
FOR THE YEAR ENDED 30 JUNE 2023

21. RELATED PARTY TRANSACTIONS

Transactions with related parties

Transactions between related parties and the Shire are on normal commercial terms and conditions, no more favourable than those available to other parties, unless otherwise stated.

No outstanding balances or provisions for doubtful debts or guarantees exist in relation to related parties at year end.

In addition to KMP compensation above the following transactions occurred with related parties:

	2023 Actual \$	2022 Actual \$
Sale of goods and services	0	0
Purchase of goods and services	0	0

Related Parties

The Shire's main related parties are as follows:

i. Key management personnel

Any person(s) having authority and responsibility for planning, directing and controlling the activities of the entity, directly or indirectly, including any council member, are considered key management personnel and are detailed in Notes 21(a) and 21(b)

ii. Other Related Parties

Outside of normal citizen type transactions with the Shire, there were no other related party transactions involving key management personnel and/or their close family members and/or their controlled (or jointly controlled) entities.

iii. Entities subject to significant influence by the Shire

There were no such entities requiring disclosure during the current or previous year.

22. EVENTS OCCURRING AFTER THE END OF THE REPORTING PERIOD

There were no events that occurred at the end of the reporting period.

SHIRE OF YORK
NOTES TO AND FORMING PART OF THE FINANCIAL REPORT
FOR THE YEAR ENDED 30 JUNE 2023

23. OTHER SIGNIFICANT ACCOUNTING POLICIES

a) Goods and services tax (GST)

Revenues, expenses and assets are recognised net of the amount of GST, except where the amount of GST incurred is not recoverable from the Australian Taxation Office (ATO).

Receivables and payables are stated inclusive of GST receivable or payable. The net amount of GST recoverable from, or payable to, the ATO is included with receivables or payables in the statement of financial position.

Cash flows are presented on a gross basis. The GST components of cash flows arising from investing or financing activities which are recoverable from, or payable to, the ATO are presented as operating cash flows.

b) Current and non-current classification

The asset or liability is classified as current if it is expected to be settled within the next 12 months, being the Shire's operational cycle. In the case of liabilities where the Shire does not have the unconditional right to defer settlement beyond 12 months, such as vested long service leave, the liability is classified as current even if not expected to be settled within the next 12 months. Inventories held for trading are classified as current or non-current based on the Shire's intentions to release for sale.

c) Rounding off figures

All figures shown in this annual financial report, other than a rate in the dollar, are rounded to the nearest dollar. Amounts are presented in Australian Dollars.

d) Comparative figures

Where required, comparative figures have been adjusted to conform with changes in presentation for the current financial year.

When the Shire applies an accounting policy retrospectively, makes a retrospective restatement or reclassifies items in its financial statements that has a material effect on the statement of financial position, an additional (third) Statement of Financial Position as at the beginning of the preceding period in addition to the minimum comparative financial report is presented.

e) Budget comparative figures

Unless otherwise stated, the budget comparative figures shown in this annual financial report relate to the original budget estimate for the relevant item of disclosure.

f) Superannuation

The Shire contributes to a number of Superannuation Funds on behalf of employees. All funds to which the Shire contributes are defined contribution plans.

g) Fair value of assets and liabilities

Fair value is the price that the Shire would receive to sell the asset or would have to pay to transfer a liability, in an orderly (i.e. unforced) transaction between independent, knowledgeable and willing market participants at the measurement date.

As fair value is a market-based measure, the closest equivalent observable market pricing information is used to determine fair value. Adjustments to market values may be made having regard to the characteristics of the specific asset or liability. The fair values of assets that are not traded in an active market are determined using one or more valuation techniques. These valuation techniques maximise, to the extent possible, the use of observable market data.

To the extent possible, market information is extracted from either the principal market for the asset or liability (i.e. the market with the greatest volume and level of activity for the asset or liability) or, in the absence of such a market, the most advantageous market available to the entity at the end of the reporting period (i.e. the market that maximises the receipts from the sale of the asset after taking into account transaction costs and transport costs).

For non-financial assets, the fair value measurement also takes into account a market participant's ability to use the asset in its highest and best use or to sell it to another market participant that would use the asset in its highest and best use.

h) Interest revenue

Interest revenue is calculated by applying the effective interest rate to the gross carrying amount of a financial asset measured at amortised cost except for financial assets that subsequently become credit-impaired. For credit-impaired financial assets the effective interest rate is applied to the net carrying amount of the financial asset (after deduction of the loss allowance).

i) Fair value hierarchy

AASB 13 *Fair Value Measurement* requires the disclosure of fair value information by level of the fair value hierarchy, which categorises fair value measurement into one of three possible levels based on the lowest level that an input that is significant to the measurement can be categorised into as follows:

Level 1

Measurements based on quoted prices (unadjusted) in active markets for identical assets or liabilities that the entity can access at the measurement date.

Level 2

Measurements based on inputs other than quoted prices included in Level 1 that are observable for the asset or liability, either directly or indirectly.

Level 3

Measurements based on unobservable inputs for the asset or liability.

The fair values of assets and liabilities that are not traded in an active market are determined using one or more valuation techniques. These valuation techniques maximise, to the extent possible, the use of observable market data. If all significant inputs required to measure fair value are observable, the asset or liability is included in Level 2. If one or more significant inputs are not based on observable market data, the asset or liability is included in Level 3.

Valuation techniques

The Shire selects a valuation technique that is appropriate in the circumstances and for which sufficient data is available to measure fair value. The availability of sufficient and relevant data primarily depends on the specific characteristics of the asset or liability being measured. The valuation techniques selected by the Shire are consistent with one or more of the following valuation approaches:

Market approach

Valuation techniques that use prices and other relevant information generated by market transactions for identical or similar assets or liabilities.

Income approach

Valuation techniques that convert estimated future cash flows or income and expenses into a single discounted present value.

Cost approach

Valuation techniques that reflect the current replacement cost of the service capacity of an asset.

Each valuation technique requires inputs that reflect the assumptions that buyers and sellers would use when pricing the asset or liability, including assumptions about risks. When selecting a valuation technique, the Shire gives priority to those techniques that maximise the use of observable inputs and minimise the use of unobservable inputs. Inputs that are developed using market data (such as publicly available information on actual transactions) and reflect the assumptions that buyers and sellers would generally use when pricing the asset or liability are considered observable, whereas inputs for which market data is not available and therefore are developed using the best information available about such assumptions are considered unobservable.

j) Impairment of assets

In accordance with Australian Accounting Standards the Shire's assets, other than inventories, are assessed at each reporting date to determine whether there is any indication they may be impaired.

Where such an indication exists, an impairment test is carried out on the asset by comparing the recoverable amount of the asset, being the higher of the asset's fair value less costs to sell and value in use, to the asset's carrying amount.

Any excess of the asset's carrying amount over its recoverable amount is recognised immediately in profit or loss, unless the asset is carried at a revalued amount in accordance with another Standard (e.g. AASB 116 *Property, Plant and Equipment*) whereby any impairment loss of a revalued asset is treated as a revaluation decrease in accordance with that other Standard.

SHIRE OF YORK
NOTES TO AND FORMING PART OF THE FINANCIAL REPORT
FOR THE YEAR ENDED 30 JUNE 2023

24. RATING INFORMATION

(a) General Rates

RATE TYPE Rate Description	Basis of valuation	Rate in \$	Number of Properties	2022/23 Actual Rateable Value*	2022/23 Actual Rate Revenue	2022/23 Actual Interim Rates	2022/23 Actual Total Revenue	2022/23 Budget Rate Revenue	2022/23 Budget Interim Rate	2022/23 Budget Total Revenue	2021/22 Actual Total Revenue
GRV General rate	Gross rental valuation	0.129512	1,506	25,376,756	3,286,595	16,370	3,302,965	3,219,281	0	3,219,281	2,928,980
UV General rate	Unimproved valuation	0.009843	353	284,952,000	2,804,783	4,830	2,809,613	2,806,653	0	2,806,653	2,477,541
Interim Rates and Back Rates				0	0	0	0	0	10,102	10,102	0
Total general rates			1,859	310,328,756	6,091,378	21,200	6,112,578	6,025,934	10,102	6,036,036	5,406,521
Minimum Payment		\$									
Minimum payment											
GRV General rate	Gross rental valuation	1.080	462	1,286,889	448,600	0	448,600	507,600	0	507,600	522,720
UV General rate	Unimproved valuation	1.320	340	30,963,577	498,960	0	498,960	443,520	0	443,520	450,360
Total minimum payments			802	32,250,466	947,760	0	947,760	951,120	0	951,120	973,080
Total general rates and minimum payments			2,661	342,579,222	7,039,138	21,200	7,060,338	6,977,054	10,102	6,987,156	6,379,601
Ex-gratia Rates											
Co-operative Bulk Handling		0.0703	0	294,050	20,680	0	20,680	20,408	0	20,408	20,374
Total amount raised from rates (excluding general rates)			0	294,050	20,680	0	20,680	20,408	0	20,408	20,374
Discounts							(57,187)			(55,000)	(53,828)
Total Rates							7,023,831			6,952,564	6,346,147
Rate instalment interest							24,500			24,360	22,467
Rate overdue interest							92,480			50,000	81,427

The rate revenue was recognised from the rate record as soon as practicable after the Shire resolved to impose rates in the financial year as well as when the rate record was amended to ensure the information in the record was current and correct.

*Rateable Value at time of raising of rate.

SHIRE OF YORK
NOTES TO AND FORMING PART OF THE FINANCIAL REPORT
FOR THE YEAR ENDED 30 JUNE 2023

25. DETERMINATION OF SURPLUS OR DEFICIT

Note	2022/23	2022/23	2021/22
	(30 June 2023)	Budget (30 June 2023)	(30 June 2022)
	Carried Forward)	Carried Forward)	Carried Forward)
	\$	\$	\$
(a) Non-cash amounts excluded from operating activities			
The following non-cash revenue or expenditure has been excluded from amounts attributable to operating activities within the Statement of Financial Activity in accordance with <i>Financial Management Regulation 32</i> .			
Adjustments to operating activities			
Less: Profit on asset disposals	(59,658)	(24,775)	(11,260)
Less: Movement in liabilities associated with restricted cash	0	784	(47,594)
Less: Fair value adjustments to financial assets at fair value through profit or loss	(7,663)	0	0
Add: Loss on disposal of assets	34,285	308,148	74,538
Add: Depreciation	6,480,269	2,619,336	2,953,967
Add: Impairment loss	0	0	109,060
Add: Non cash movement for transfer of fixed asset to expense	0	0	109,060
Non-cash movements in non-current assets and liabilities:			
Pensioner deferred rates	(21,517)	0	(14,822)
Transfer to non-current assets held for sale	510,625	0	0
Employee benefit provisions	48,497	0	(19,746)
Non-cash amounts excluded from operating activities	6,984,818	2,903,493	3,044,143
(b) Surplus or deficit after imposition of general rates			
The following current assets and liabilities have been excluded from the net current assets used in the Statement of Financial Activity in accordance with <i>Financial Management Regulation 32</i> to agree to the surplus/(deficit) after imposition of general rates.			
Adjustments to net current assets			
Less: Reserve accounts	27 (2,585,273)	(3,543,061)	(2,585,273)
Add: Current liabilities not expected to be cleared at end of year			
- Current portion of borrowings	14 207,801	(198,440)	197,908
- Employee benefit provisions	506,927	507,711	506,927
Total adjustments to net current assets	(1,870,545)	(3,233,790)	(1,880,438)
Net current assets used in the Statement of Financial Activity			
Total current assets	8,946,791	5,833,520	9,221,864
Less: Total current liabilities	(2,868,820)	(2,599,730)	(3,405,335)
Less: Total adjustments to net current assets	(1,870,545)	(3,233,790)	(1,880,438)
Surplus or deficit after imposition of general rates	4,207,426	0	3,936,091

SHIRE OF YORK
NOTES TO AND FORMING PART OF THE FINANCIAL REPORT
FOR THE YEAR ENDED 30 JUNE 2023

26. BORROWING LIABILITIES

(a) Borrowings

		Actual							Budget			
		Principal at 1 July 2021	New Loans During 2021-22	Principal Repayments During 2021-22	Principal at 30 June 2022	New Loans During 2022-23	Principal Repayments During 2022-23	Principal at 30 June 2023	Principal at 1 July 2022	New Loans During 2022-23	Principal Repayments During 2022-23	Principal at 30 June 2023
Purpose	Note	\$	\$	\$	\$	\$	\$	\$	\$	\$	\$	\$
Forrest Oval Stage 1		865,201	0	(64,420)	800,781	0	(88,543)	732,238	800,799	0	(68,543)	732,256
Forrest Oval Stage 2		152,218	0	(23,361)	128,857	0	(24,588)	104,269	128,857	0	(24,588)	104,269
Forrest Oval Stage 3		237,439	0	(36,441)	200,998	0	(38,354)	162,644	200,998	0	(38,353)	182,645
Archive Facility		10,826	0	(10,826)	0	0	0	0	0	0	0	0
Old Convent School		306,570	0	(64,280)	242,280	0	(66,423)	175,857	242,281	0	(68,423)	175,858
Plant		52,561	0	(52,561)	0	0	0	0	0	0	0	0
Total		1,624,815	0	(251,869)	1,372,916	0	(197,908)	1,175,008	1,372,935	0	(197,907)	1,175,028
Borrowing Finance Cost Payments												
Purpose	Note	Loan Number	Institution	Interest Rate	Date final payment is due	Actual for year ending 30 June 2023	Budget for year ending 30 June 2023	Actual for year ending 30 June 2022				
Forrest Oval Stage 1		62	WATC	6.30%	26/05/2031	(48,952)	(49,396)	(53,067)				
Forrest Oval Stage 2		63	WATC	5.15%	8/02/2027	(5,980)	(6,186)	(7,186)				
Forrest Oval Stage 3		64	WATC	5.15%	8/02/2027	(9,329)	(9,619)	(11,290)				
Archive Facility		65	WATC	4.88%	1/03/2022	0	0	(210)				
Old Convent School		67	WATC	3.29%	8/07/2025	(6,379)	(7,430)	(8,572)				
Plant		66	WATC	2.84%	1/05/2022	0	0	(880)				
Total						(70,640)	(72,601)	(81,215)				
Total Finance Cost Payments						(70,640)	(72,601)	(81,215)				

* WA Treasury Corporation

SHIRE OF YORK
NOTES TO AND FORMING PART OF THE FINANCIAL REPORT
FOR THE YEAR ENDED 30 JUNE 2023

27. RESERVE ACCOUNTS	2023 Actual	2023 Actual	2023 Actual	2023 Actual	2023 Budget	2023 Budget	2023 Budget	2023 Budget	2022 Actual	2022 Actual	2022 Actual	2022 Actual
	Opening Balance	Transfer to	Transfer (from)	Closing Balance	Opening Balance	Transfer to	Transfer (from)	Closing Balance	Opening Balance	Transfer to	Transfer (from)	Closing Balance
	\$	\$	\$	\$	\$	\$	\$	\$	\$	\$	\$	\$
Restricted by council												
(a) Leave reserve	506,927	0	0	506,927	506,927	784	0	507,711	554,521	2,406	(50,000)	506,927
(b) Plant reserve	476,688	0	0	476,688	476,688	300,738	0	777,426	474,627	2,081	0	476,688
(c) Land & infrastructure reserve	158,104	0	0	158,104	158,104	300,245	0	458,349	157,466	638	0	158,104
(d) Avon river maintenance reserve	15,426	0	0	15,426	15,426	24	0	15,450	15,380	88	0	15,426
(e) Industrial land reserve	134,010	0	0	134,010	134,010	207	0	134,217	133,431	579	0	134,010
(f) Refuse site reserve	75,519	0	0	75,519	75,519	117	0	75,636	75,193	326	0	75,519
(g) Centennial garden reserve	156,162	0	0	156,162	156,162	242	0	156,404	180,379	783	(25,000)	156,162
(h) Forrest Oval Lights reserve	6,161	0	0	6,161	6,161	10	0	6,171	6,136	25	0	6,161
(i) Bowls Synthetic surface reserve	20,445	0	0	20,445	20,444	32	0	20,476	20,363	82	0	20,445
(j) Pioneer Memorial Lodge reserve	78,533	0	0	78,533	78,533	122	(60,000)	18,655	108,064	469	(30,000)	78,533
(k) Carparking reserve	18,623	0	0	18,623	18,623	29	0	18,652	18,543	90	0	18,623
(l) Building reserve	75,380	0	0	75,380	75,380	117	(25,000)	50,497	333,932	51,448	(310,000)	75,380
(m) Disaster reserve	59,281	0	0	59,281	59,281	92	0	59,373	59,025	256	0	59,281
(n) Tennis Synthetic surface reserve	3,155	0	0	3,155	3,155	5	0	3,160	3,143	12	0	3,155
(o) Tied grant funds reserve	19,557	0	0	19,557	19,557	30	0	19,587	19,557	0	0	19,557
(p) RSL Memorial reserve	12,600	0	0	12,600	12,600	19	0	12,619	12,545	55	0	12,600
(q) Greenhills Townsite development reserve	11,221	0	0	11,221	11,221	17	0	11,238	11,175	46	0	11,221
(r) Roads reserve	156,884	0	0	156,884	156,884	100,243	(100,000)	157,127	375,199	1,685	(220,000)	156,884
(s) Swimming Pool reserve	0	0	0	0	100,000	388,943	0	488,943	0	0	0	0
(t) Recreation reserve	600,597	0	0	600,597	500,598	772	0	501,370	100,162	500,435	0	600,597
(u) Bridge reserve	0	0	0	0	0	50,000	0	50,000	0	0	0	0
	2,585,273	0	0	2,585,273	2,585,273	1,142,788	(185,000)	3,543,061	2,858,821	561,452	(635,000)	2,585,273

All reserves are supported by cash and cash equivalents and financial assets at amortised cost and are restricted within equity as Reserve accounts.

SHIRE OF YORK
NOTES TO AND FORMING PART OF THE FINANCIAL REPORT
FOR THE YEAR ENDED 30 JUNE 2023

27. RESERVE ACCOUNTS

In accordance with council resolutions or adopted budget in relation to each reserve account, the purpose for which the reserves are set aside and their anticipated date of use are as follows:

Name of reserve account	Purpose of the reserve account
Restricted by council	
(a) Leave reserve	To fund annual and long service leave requirements.
(b) Plant reserve	To be used to fund plant purchases or major capital repairs.
(c) Land & Infrastructure reserve	For the purpose of funding the purchase of land and or buildings or the construction of buildings.
(d) Avon river maintenance reserve	To maintain and protect the Avon River and its environs.
(e) Industrial land reserve	For the continued development and expansion of an industrial subdivision within the Shire.
(f) Refuse site reserve	To be used for ongoing maintenance and development of Council's waste management facilities.
(g) Centennial garden reserve	To be used for further expansion and capital repairs of the existing units.
(h) Forrest Oval Lights reserve	To provide for the replacement and upgrading of the oval lights.
(i) Bowls Synthetic surface reserve	To provide for the future replacement of bowls synthetic surface.
(j) Pioneer Memorial Lodge reserve	To finance capital improvements and extensions to the seniors village (funded by the operational surplus of the Lodge).
(k) Carparking reserve	To fund the management and control of parking facilities in accordance with Council's Parking Plan.
(l) Building reserve	For the construction and major capital improvements to all Council buildings.
(m) Disaster reserve	A contingency reserve to help fund recovery from any natural disaster.
(n) Tennis Synthetic surface reserve	To provide for the future replacement of tennis synthetic surface.
(o) Tied grant funds reserve	To segregate grant funds provided for specific projects until those projects are carried out.
(p) RSL Memorial reserve	To provide for the upgrading of the RSL Memorial.
(q) Greenhills Townsite development reserve	To provide funds to enhance the amenity and economic potential of the Greenhills Townsite with such funds to be expended in.
(r) Roads reserve	To provide for future road resealing requirements.
(s) Swimming Pool reserve	To provide for the maintenance and upgrade of the swimming pool.
(t) Recreation reserve	To be used to fund capital improvements and ongoing development of recreational facilities, including sporting facilities, halls and trails.
(u) Bridge reserve	To provide for the maintenance of bridges.



Auditor General

INDEPENDENT AUDITOR'S REPORT 2023 Shire of York

To the Council of the Shire of York

Opinion

I have audited the financial report of the Shire of York (Shire) which comprises:

- the Statement of Financial Position as at 30 June 2023, and the Statement of Comprehensive Income, Statement of Changes in Equity, Statement of Cash Flows and Statement of Financial Activity for the year then ended
- Notes comprising a summary of significant accounting policies and other explanatory information.

In my opinion, the financial report is:

- based on proper accounts and records
- presents fairly, in all material respects, the results of the operations of the Shire for the year ended 30 June 2023 and its financial position at the end of that period
- in accordance with the *Local Government Act 1995* (the Act) and, to the extent that they are not inconsistent with the Act, the Australian Accounting Standards.

Basis for opinion

I conducted my audit in accordance with Australian Auditing Standards. My responsibilities under those standards are further described in the Auditor's responsibilities for the audit of the financial report section below.

I believe that the audit evidence I have obtained is sufficient and appropriate to provide a basis for my opinion.

Other information

The Chief Executive Officer (CEO) is responsible for the preparation and the Council for overseeing the other information. The other information is the information in the entity's annual report for the year ended 30 June 2023, but not the financial report and my auditor's report.

My opinion on the financial report does not cover the other information and accordingly, I do not express any form of assurance conclusion thereon.

In connection with my audit of the financial report, my responsibility is to read the other information and, in doing so, consider whether the other information is materially inconsistent with the financial report, or my knowledge obtained in the audit or otherwise appears to be materially misstated.

If, based on the work I have performed, I conclude that there is a material misstatement of this other information, I am required to report that fact. I did not receive the other information prior to

Page 1 of 3

7th Floor Albert Facey House 469 Wellington Street Perth MAIL TO: Perth BC PO Box 8489 Perth WA 6849 TEL: 08 6557 7500

the date of this auditor's report. When I do receive it, I will read it and if I conclude that there is a material misstatement in this information, I am required to communicate the matter to the CEO and Council and request them to correct the misstated information. If the misstated information is not corrected, I may need to retract this auditor's report and re-issue an amended report.

Responsibilities of the Chief Executive Officer and Council for the financial report

The Chief Executive Officer (CEO) of the Shire is responsible for:

- keeping proper accounts and records
- preparation and fair presentation of the financial report in accordance with the requirements of the Act and, to the extent that they are not inconsistent with the Act, the Australian Accounting Standards
- managing internal control as required by the CEO to ensure the financial report is free from material misstatement, whether due to fraud or error.

In preparing the financial report, the CEO is responsible for:

- assessing the Shire's ability to continue as a going concern
- disclosing, as applicable, matters related to going concern
- using the going concern basis of accounting unless the State Government has made decisions affecting the continued existence of the Shire.

The Council is responsible for overseeing the Shire's financial reporting process.

Auditor's responsibilities for the audit of the financial report

As required by the *Auditor General Act 2006*, my responsibility is to express an opinion on the financial report. The objectives of my audit are to obtain reasonable assurance about whether the financial report as a whole is free from material misstatement, whether due to fraud or error, and to issue an auditor's report that includes my opinion. Reasonable assurance is a high level of assurance but is not a guarantee that an audit conducted in accordance with Australian Auditing Standards will always detect a material misstatement when it exists.

Misstatements can arise from fraud or error and are considered material if, individually or in the aggregate, they could reasonably be expected to influence the economic decisions of users taken on the basis of the financial report. The risk of not detecting a material misstatement resulting from fraud is higher than for one resulting from error, as fraud may involve collusion, forgery, intentional omissions, misrepresentations or the override of internal control.

A further description of my responsibilities for the audit of the financial report is located on the Auditing and Assurance Standards Board website. This description forms part of my auditor's report and can be found at https://www.auasb.gov.au/auditors_responsibilities/ar4.pdf.

My independence and quality management relating to the report on the financial report

I have complied with the independence requirements of the *Auditor General Act 2006* and the relevant ethical requirements relating to assurance engagements. In accordance with ASQM 1 *Quality Management for Firms that Perform Audits or Reviews of Financial Reports and Other Financial Information, or Other Assurance or Related Services Engagements*, the Office of the Auditor General maintains a comprehensive system of quality management including documented policies and procedures regarding compliance with ethical requirements, professional standards and applicable legal and regulatory requirements.

Matters relating to the electronic publication of the audited financial report

This auditor's report relates to the financial report of the Shire of York for the year ended 30 June 2024 included in the annual report on the Shire's website. The Shire's management is responsible for the integrity of the Shire's website. This audit does not provide assurance on the integrity of the Shire's website. The auditor's report refers only to the financial report. It does not provide an opinion on any other information which may have been hyperlinked to/from the annual report. If users of the financial report are concerned with the inherent risks arising from publication on a website, they are advised to contact the Shire to confirm the information contained in the website version.



Grant Robinson
Assistant Auditor General Financial Audit
Delegate of the Auditor General for Western Australia
Perth, Western Australia
13 December 2024



 [experienceyork](#)  [shireofyork](#) york.wa.gov.au

PO Box 22, York WA 6302 Phone: (08) 9641 0500 Fax: (08) 9641 2202 Email: records@york.wa.gov.au

4 GENERAL BUSINESS

The Deputy Shire President called for questions from the floor.

MR PAT HOOPER

Question 1

During the period of the Report being presented, Belgravia Company was “managing” the YRCC for the Shire of York, for community and allied sporting clubs. This “management” received (allegedly) over \$25,000 a month in Shire monies for these services.

This amount, or any amount of monies does not appear to directly be attributed to the Belgravia group in the Financial section of the Report. Given that the monies paid was in excess of \$300,000, should this have been reported in the overall Report?

Can the amount paid directly to Belgravia be verified and can the Council put a figure on the other costs involved in the YRCC, such as electricity, gas, water, any repair or maintenance also paid by the Shire?

Response from the Acting Chief Executive Officer

The amount paid to Belgravia Leisure for 2022/23 was directly in accordance with the management contract, being \$310,271, reducing to \$287,383 as allocated in the 2023/24 budget.

The actual total maintenance costs for the precinct including the management contract in 2022/23 was \$1.647 million and a budgeted amount for 2023/24 totalling 1.843 million.

Utility costs are the responsibility of Belgravia Leisure. The maintenance costs (depending on whether it is usual wear and tear or capital) are specified in the contract and split between the Belgravia and the Shire accordingly. The amount paid to Belgravia is in accordance with the contract, with any additional amounts only paid on the Shire’s request for a supplementary service (ie catering for a function). No additional payments for maintenance or utilities have been made to Belgravia Leisure by the Shire.

Question 2

When the Council voted to allocate the management of the YRCC they had three choices. Two private companies (Belgravia and the YMCA) and a Council created committee. The Officer’s recommendation was to give the management to the YMCA. Councillors voted to give the management to Belgravia.

The Agreement between the Shire and Belgravia had a series of KPIs that were required to be met.

Given that the Council was aware of a number of breaches in meeting the KPIs, for example the filthy condition the YRCC was left in (4 days, photographic proof was provided to the Shire) after the 2022 Christmas function for Council staff and Councillors. Can Councillors and Council staff give any explanation as to:

- 1. How the Belgravia company continued to be paid?*
- 2. No appropriate actions or sanctions were taken.*
- 3. And make a public apology to the York community and sporting clubs for giving their community facility without the due diligence that was required on such an important part of the community.*

Response from the Deputy Shire President

In relation to a public apology, Mr Weeks posed a similar question to Council at its February 2024 Ordinary Meeting where it was Taken on Notice. The response is provided in the

Agenda/Minutes for Council's March 2024 Ordinary Meeting advising that Council is not required to apologise for its past decisions made via majority resolution as part of the normal democratic process.

Response from the Acting Chief Executive Officer

In relation to points 1 and 2 of the question, clauses within the management contract allow the Shire to withhold funds against the exit transition and those clauses are being enacted now.

Belgravia Leisure were managed and paid in accordance with the terms of the management contract. Where required, breach notices were issued providing timeframes for when identified breaches were to be rectified. The Shire continues to extensively manage the contract within its agreed terms with legal discussions progressing on the exit transition.

MR JOHN WEEKS

Question 1

We York Bowling and Tennis Clubs have been in existence for 116 years and have after being promised a wonderful new beginning have given grounds and club houses to the Shire (since repurposed by them) to help build the YRCC.

This endeavour, 40 years in the making, was for a universal sporting club centre, where all sporting clubs could coexist for mutual benefits.

Four Councillors none whom were involved in any of our sports destroyed that dream as we watched the degradation of our facility from what we had Shire run.

Has the Shire implied in its negotiations with a Club or Clubs that failure to accept Council proposals will see the YRCC doors shut? Any implied threat of that nature I would see as negotiation by blackmail.

What do you propose to do with the clubs like Tennis and Bowls if the doors are shut? The ladies toilets are inside. Maybe use the veranda.

Response from the Acting Chief Executive Officer

The Shire has not implied that failure to accept Council's proposals will result in the venue being closed and we are sure the clubs are very aware it will stay open. The Shire has appointed a Club Development Officer who is already working with clubs to address club concerns, which could include governance, increasing sponsorship levels and improving memberships numbers. Many clubs will have already met him.

As per the resolution of Council at its December 2023 Ordinary Meeting, the Shire is ready to take on management of bookings for the YRCC, cleaning and club development with the intention to ensure all clubs and the whole community have access to the facility. The Shire continues to work with all YRCC clubs on the club management model for the use of the bar/kitchen as per Council direction.

Additionally, all clubs have keys to the venue areas agreed in their individual licence agreements and so have their own access.

Question 2

If a majority of York ratepayers petitioned the Shire to retake charge of the YRCC as Merredin have done with theirs, after the same debacle, would this Council do so?

Response from Acting Chief Executive Officer

In accordance with Council's December 2023 resolution, the Administration is progressing with the club management model through negotiations with the York Bowling Club in consultation with other clubs, particularly in relation to the provision of bar and

restaurant/café/kitchen services. It is expected a proposal will be presented to Council's June 2024 Ordinary Meeting.

Should that option fail there may be other options to investigate, such as lockable access to food and drinks for individual clubs, or a proposal for another model. As this would be a service level variation and not an operational plan, any decision would require a Council resolution.

Response from the Deputy Shire President

The matter is not something I can consider myself and it would require a Council resolution. As pointed out, the current resolution is to pursue club management with other management currently undertaken by the Shire (bookings etc). For any variation to service levels an Officer's report would be required to be presented to Council detailing the strategic, financial and workforce implications. It should be foreshadowed that resumption of full management by the Shire would be more expensive to the community than the current Belgravia Leisure proposal.

MS TRICIA WALTERS

Question 1

Under Regulation 50 of the Local Government (Financial Management) Regulations 1996, the annual financial report is to include the following:

- Current ratio
- Debt ratio
- Debt service ratio
- Rate coverage ratio
- Outstanding rates ratio
- Gross debt to revenue ratio
- Untied cash to trade credit ratio; and
- Gross debt to economic realisable assets ratio

On what page(s) will I find these ratios expressed as a percentage?

Response from the Acting Chief Executive Officer

Regulation 50 was repealed in June 2022 as part of the Local Government Act Reform announced by the State Government in 2019, meaning since then it has not been a requirement for local governments to report on ratios.

This is in recognition that the ratios are often difficult to attain for rural local governments.

More information on the Local Government Act Reform is available on the Department of Local Government, Sport & Cultural Industries website via the following link:

<https://www.dlgsc.wa.gov.au/local-government/strengthening-local-government/local-government-act-reform>

A extract of the Government Gazette dated 17 June 2022 detailing the Local Government Regulations Amendment (Financial Management and Audit) Regulations 2022 is available from the below link:

[https://www.dlgsc.wa.gov.au/docs/default-source/local-government/local-government-regulations-amendment-\(financial-management-and-audit\)-regulations-2022-gazette-79.pdf?sfvrsn=b291f99d_1](https://www.dlgsc.wa.gov.au/docs/default-source/local-government/local-government-regulations-amendment-(financial-management-and-audit)-regulations-2022-gazette-79.pdf?sfvrsn=b291f99d_1)

The repeal of the Regulation allows each local government to determine which measures of financial sustainability best reflect their operations.

Question 2

In 2015 the Shire purchased the Convent School for \$625,000 and the Actual Principal of Loan 67 at 20 June 2023 was \$175,857 with an average annual repayment, Principal and Interest, of \$54,675 between 2015 and 2023, and an additional \$46,848 being General expenses and Administration per annum taking the overall cost the community to approximately \$1 million.

The Convent School was sold on 02 September 2022 for \$300,000 yet Loan 67 was still active in 2023 after ten months.

On 29 April 2019 I asked a question on the sale of land and I again ask the same question – would Council please explain why they consider it to be good governance to sell any asset below market value rather than retain that asset?. At the time the question was taken on notice and no response was received.

What happened to the money from the sale of the Convent School?

Response from the Acting Chief Executive Officer

The contract of sale was signed in September 2022, with the sale being subject to conditions, in particular relating to obtaining development approval which did not happen within the 2022/23 financial year. Development approval was granted in September 2023 and settlement occurred in November 2023 hence will be reported in the 2023/24 financial year, though the transaction(s) are detailed in the monthly financial report presented to Council for that period.

In accordance with Section 3.58(4)(c) of the Local Government Act 1995, a valuation for the property was obtained in July 2021, which advised a valuation in the range of the offer accepted for the property. The price a property is purchased for cannot be considered as its market value.

Additionally, as reported in the Monthly Financial Statements this loan has been repaid other than a residual owing due to the timing of WA Treasury acquittal advice and payment receipt. This will be cleared before 30 June 2024.

MR JOHN WEEKS**Question 3**

The Shire has held two enquiries into the management of the YRCC which got same result - keep it in Shire hands. However, management was outsourced. Would the Shire take the same course of action this time around and deny the rights of citizens to do what the community asks?

Response from the Deputy Shire President

These decisions are made by the members of Council present at a meeting via a majority decision. Hence I cannot pre-empt any decision of Council in the future.

MR PAT HOOPER**Question 3**

Further to the question relating to the funding given in respect to managing the YRCC, can the Shire please explain why in the analysis of setting up the financial support to the group taking on the management it was seen as appropriate to allocate in excess of \$300,000 whereas it was determined that an allocation of a \$40,000 grant and a \$40,000 loan would be suffice for the YCSC?

Response from the Acting Chief Executive Officer

Recommendations at the time suggested an Association as a viable management option. However, I was not at the Shire at the time and hence cannot answer why that request was

declined. At its December 2020 Ordinary Meeting Council resolved to outsource the management of the YRCC and a Request for Proposal (RFP) was released enabling any group whatsoever to submit a proposal for management of the site. Open meetings were held at the YRCC for all interested parties explaining the request, and assisting with any queries. Permission was granted for respondents to request an extension of time if required, and the Shire offered to fund a business case for any party seriously considering the proposal, to ensure a sound, financially viable proposal could be submitted. The YCSC could have submitted a proposal, including a request for further funding, but did not. Instead, only two compliant submissions were received (Belgravia Leisure and YMCA). One community submission was received late which could not be considered in accordance with Regulation 18(1) of the Local Government (Functions & General) Regulations 1996. Therefore, Council made its decision based on the information presented to it on the day from the only two available responses.

Question 4

That response does not answer the question. The YCSC did not have the financial resources to take on a \$40,000 loan, so how could a start-up possibly operate initially with a \$40,000 loan? The YCSC walked away because the Associations Incorporations Act 2015 states an entity cannot not legally take on a debt it does not have the financial resources at the time to repay. Why was that not considered as part of the process?

Response from the Deputy Shire President

Council is required to consider the submissions received as part of an RFP in accordance with the Local Government (Functions & General) Regulations 1996. The YCSC did not submit a proposal hence nothing could be considered. The organisations who subsequently made presentations to Council on their submissions were the two who submitted a compliant proposal.

Question 5

Can the Shire give the community an update as to where the CRC incident is at? I realise that there is Court action pending but it would be appreciated with an update. However, my question in relation to the debts being retrieved is as to whether the Shire contemplated taking a caveat out on the assets of the accused?

Response from the Acting Chief Executive Officer

Costs of approximately \$361,000 were paid to cover the outstanding debts of the previous York CRC Inc. In return, the Shire has obtained an asset currently worth between \$400,000 to \$600,000. Therefore, in terms of a financial consideration, the community is not worse off and it could be considered a reasonable transaction. There may be the possibility of funds coming back to the Shire as a victim of crime but that is unknown due to the Court proceedings not being resolved.

The transaction has also enabled the community to retain a much valued and utilised CRC service, which it had the distinct possibility of losing if the Shire had not entered into a Deed of Company Arrangement with the Administrators.

In relation to the caveat, I cannot comment as it is an ongoing criminal matter.

MS TRICIA WALTERS

Question 3

115 Building Permits were issued of which only 14% were for dwellings = 16 new dwellings which, when completed, will increase the population by 24 people (density 1.7).

The current population is estimated to be 3,567 which is 39 less than the 2016 Census of 3,606. The forward project by Council was 6,000 by 2020. However, to reach this total would require 1,431 dwellings being built.

How many dwellings are currently under construction and what is the completion date?

Response from the Deputy Shire President

This question was Taken on Notice for a written response at a later date.

Post-Meeting Comment

The Administration can confirm 128 permits were issued in 2023, 30 of which were for dwellings. To date in 2024, 61 permits have been issued of which 7 are dwellings.

Being private builds, the Shire is unable to provide comment on completion dates as this is a matter between the property owner and the contractor.

Question 4

A hard copy of the Annual Budget should be available to ratepayers or the general public. The first thirty pages or so are available but the pages showing the breakdown and allocations by code are not. If the budget document is to be seen as "transparent" then the complete budget should be available to interested parties at no charge. Why is it not available?

Response from the Acting Chief Executive Officer

The above-mentioned Local Government Regulations Amendment (Financial Management and Audit) Regulations 2022 amends the requirements for local government to present operating revenue or expenses by nature or type in the annual budgets and annual financial reports.

Therefore, as Council now adopts the annual budget at that high level, this is what is publicly available.

MR JOHN WEEKS

Question 4

If the Shire considers paying \$360,000 for something as good value for money, if that amount of funding was provided to the sporting clubs for the YRCC, would it not be a better way to go?

Response from the Acting Chief Executive Officer

The decision on where funds are apportioned in the budget is up to Council based on the information provided to it at the time.

5 CLOSURE

The Deputy Shire President thanked everyone for their attendance and closed the meeting at 6.43pm.

The minutes were confirmed by the Council as a true and accurate record at the Annual Electors Meeting held on 18 February 2025.

SHIRE PRESIDENT
Cr Kevin Trent