


Visitor Count March 2014

DAY	DATE/MONTH	10:00	11:00	12:00	1:00	2:00	3:00	Total	Maps	Accom	
Saturday	1/03/2014	15	9	5	7	4	5	45	0	1	
Sunday	2/03/2014	13	5	9	13	2	0	42	38	0	
Monday	3/03/2014	15	19	24	2	18	0	78	0	2	
Tuesday	4/03/2014	0	3	4	3	0	1	11	20	2	
Wednesday	5/03/2014	6	2	0	2	0	6	16	0	2	
Thursday	6/03/2014	2	2	2	0	0	0	6	0	0	
Friday	7/03/2014	0	0	17	0	0	0	17	0	2	
Saturday	8/03/2014	24	17	4	0	4	22	71	30	4	
Sunday	9/03/2014	13	9	2	2	6	6	38	0	2	
Monday	10/03/2014	4	0	0	10	5	0	19	0	2	
Tuesday	11/03/2014	0	9	10	1	2	3	25	0	2	
Wednesday	12/03/2014	0	4	0	2	2	2	10	0	0	
Thursday	13/03/2014	4	3	2	2	0	0	11	0	2	
Friday	14/03/2014	2	5	4	4	9	6	30	0	3	
Saturday	15/03/2014	10	11	4	13	3	0	41	0	2	
Sunday	16/03/2014	8	0	9	8	0	7	32	56	2	
Monday	17/03/2014	4	6	3	0	8	2	23	0	0	
Tuesday	18/03/2014	7	16	2	0	3	4	32	0	2	
Wednesday	19/03/2014	4	10	2	10	2	0	28	0	0	
Thursday	20/03/2014	4	2	3	0	4	4	17	0	0	
Friday	21/03/2014	2	2	9	0	0	0	13	0	1	
Saturday	22/03/2014	13	2	1	6	10	6	38	10	0	
Sunday	23/03/2014	6	16	2	2	7	0	33	0	0	
Monday	24/03/2014	2	0	1	0	0	0	3	0	3	
Tuesday	25/03/2014	14	6	8	3	1	0	32	0	2	
Wednesday	26/03/2014	4	2	1	3	0	0	10	0	3	
Thursday	27/03/2014	4	4	4	4	2	4	22	30	2	
Friday	28/03/2014	4	31	4	1	2	4	46	12	1	
Saturday	29/03/2014	15	5	6	4	6	0	36	0	2	
Sunday	30/03/2014	1	3	1	2	8	0	15	0	3	
Monday	31/03/2014	1	6	5	5	0	0	17	0	2	
								Total	857	196	49

Visitors in 2013 - 898

Maps in 2013 - 518



YORK INFORMATION SERVICES

Discover York here!

York Town Hall , 81 Avon Terrace
P.O. Box 22 York WA 6302
Tel. 08 9641 1301 Fax. 9641 2202
e: info@york.wa.gov.au www.york.wa.gov.au




Transaction Summary



Report Date Range

01/03/2014 to 31/03/2014

Description	Year To Date		Month To Date		Week To Date		Last Read	
	Quantity	Amount	Quantity	Amount	Quantity	Amount	Quantity	Amount
Department Sales	0.00	\$0.00	0.00	\$0.00	0.00	\$0.00	0.00	\$0.00
RETAIL	251.00	\$749.90	251.00	\$749.90	65.00	\$164.80	7.00	\$14.00
OTHER	4.00	\$8.00	4.00	\$8.00	0.00	\$0.00	0.00	\$0.00
Sales Summary								
GROSS	257.00	\$765.90	257.00	\$765.90	65.00	\$164.80	7.00	\$14.00
NET	98.00	\$765.90	98.00	\$765.90	22.00	\$164.80	1.00	\$14.00
Average Sales \$	0.00	\$7.82	0.00	\$7.82	0.00	\$7.49	0.00	\$14.00
CUSTOMER	98.00	\$0.00	98.00	\$0.00	22.00	\$0.00	1.00	\$0.00
CASH IN DRWR	0.00	\$758.90	0.00	\$758.90	0.00	\$164.80	0.00	\$14.00
CREDIT IN DR	0.00	\$7.00	0.00	\$7.00	0.00	\$0.00	0.00	\$0.00
GST Included	0.00	\$61.90	0.00	\$61.90	0.00	\$12.67	0.00	\$1.27
TAXABLE AMT	0.00	\$620.00	0.00	\$620.00	0.00	\$127.13	0.00	\$12.73
Transaction Summary								
User Defined 06	98.00	\$758.90	98.00	\$758.90	22.00	\$164.80	1.00	\$14.00
DISCOUNT%	3.00	\$0.00	3.00	\$0.00	0.00	\$0.00	0.00	\$0.00
User Defined 17	27.00	\$0.00	27.00	\$0.00	4.00	\$0.00	1.00	\$0.00
User Defined 24	1.00	\$7.00	1.00	\$7.00	0.00	\$0.00	0.00	\$0.00




Transaction Summary



Report Date Range

01/03/2013 to 31/03/2013

Description	Year To Date		Month To Date		Week To Date		Last Read	
	Quantity	Amount	Quantity	Amount	Quantity	Amount	Quantity	Amount
Department Sales	0.00	\$0.00	0.00	\$0.00	0.00	\$0.00	0.00	\$0.00
RETAIL	254.00	\$611.70	254.00	\$611.70	86.00	\$247.70	20.00	\$48.20
OTHER	11.00	\$22.00	11.00	\$22.00	1.00	\$2.00	1.00	\$2.00
Sales Summary								
GROSS	266.00	\$636.70	266.00	\$636.70	87.00	\$249.70	21.00	\$50.20
NET	124.00	\$636.70	124.00	\$636.70	39.00	\$249.70	15.00	\$50.20
Average Sales \$	0.00	\$5.13	0.00	\$5.13	0.00	\$6.40	0.00	\$3.35
CUSTOMER	124.00	\$0.00	124.00	\$0.00	39.00	\$0.00	15.00	\$0.00
CASH IN DRWR	0.00	\$636.70	0.00	\$636.70	0.00	\$249.70	0.00	\$50.20
GST Included	0.00	\$55.90	0.00	\$55.90	0.00	\$22.56	0.00	\$4.39
TAXABLE AMT	0.00	\$558.80	0.00	\$558.80	0.00	\$225.14	0.00	\$43.81
Transaction Summary								
User Defined 06	125.00	\$636.70	125.00	\$636.70	40.00	\$249.70	16.00	\$50.20
DISCOUNT%	2.00	\$0.00	2.00	\$0.00	2.00	\$0.00	0.00	\$0.00
RECEIPT	2.00	\$4.50	2.00	\$4.50	2.00	\$4.50	2.00	\$4.50
User Defined 17	20.00	\$0.00	20.00	\$0.00	7.00	\$0.00	2.00	\$0.00



Item Sales



Plu Number	Caption	Qty Sold	Dollar Sales	Average Price	Retail	Cost of Sales EX	\$ Profit	% Profit	On Hand
0 - Group Sales									
4	INTERNET 1/2HR	1.00	3.00	\$3.00	\$3.00	0.00	\$2.73	100.00%	-10.00
31003780	MAGNET YORK	14.00	63.00	\$4.50	\$4.50	21.00	\$36.26	63.33%	13.00
	Group Total	15.00	66.00			21.00	38.99	64.99%	
2 - GENERAL									
3	RETAIL	1.00	2.00	\$2.00	\$0.00	0.00	\$1.82	100.00%	-212.00
31000192	PC AK-Town North	14.00	7.00	\$0.50	\$0.50	2.80	\$3.55	55.91%	18.00
31000208	PC AK-Town South	9.00	4.50	\$0.50	\$0.50	1.80	\$2.28	55.88%	120.00
31000246	PC AKRailwaySket	2.00	1.00	\$0.50	\$0.50	0.20	\$0.70	77.78%	-1.00
31000253	PC AK-SettlersSk	2.00	1.00	\$0.50	\$0.50	0.20	\$0.70	77.78%	152.00
31000291	PC AK-Old Mill S	3.00	1.50	\$0.50	\$0.50	0.30	\$1.05	77.78%	124.00
31000338	BOOKRoadtoYorkAK	2.00	10.00	\$5.00	\$5.00	5.00	\$4.10	45.05%	5.00
31000635	PC-DTCol	11.00	11.00	\$1.00	\$1.00	4.95	\$5.06	50.55%	168.00
31000642	PC-DTOldHosp	21.00	21.00	\$1.00	\$1.00	9.45	\$9.66	50.55%	149.00
31000666	CAPS	2.00	22.00	\$11.00	\$11.00	13.20	\$6.80	34.00%	23.00
31001649	STICKERJewel	7.00	4.20	\$0.60	\$0.60	3.50	\$0.33	8.62%	251.00
31001687	BADGE Cloth Town	1.00	5.00	\$5.00	\$5.00	2.48	\$2.07	45.49%	42.00
31001694	BADGE HAT Town H	1.00	6.00	\$6.00	\$6.00	2.65	\$2.80	51.38%	69.00
31001762	PC SB-Hay Stooks	1.00	0.50	\$0.50	\$0.50	0.20	\$0.25	55.56%	89.00
31001793	PC-SI PatricksDL	6.00	3.00	\$0.50	\$0.50	1.50	\$1.21	44.65%	973.00
31001809	PC-Railway SIDL	6.00	3.00	\$0.50	\$0.50	0.78	\$1.93	71.22%	1,311.00
31001816	PC-TownHallCDL	16.00	8.00	\$0.50	\$0.50	4.00	\$3.26	44.90%	544.00
31001823	PC-TownHallDL	8.00	4.00	\$0.50	\$0.50	2.00	\$1.62	44.75%	884.00
31001830	PC-SB MiBakewell	5.00	2.50	\$0.50	\$0.50	1.00	\$1.27	55.95%	508.00
31001861	PC SWP-Masonic	3.00	1.50	\$0.50	\$0.50	0.30	\$1.06	77.94%	10.00
31001946	BIRTHDAY CALENDA	2.00	15.00	\$7.50	\$7.50	6.60	\$7.04	51.61%	4.00
31002103	BOOKCemetery Wal	1.00	15.00	\$15.00	\$15.00	10.00	\$3.64	26.69%	6.00
31003025	BADGE HAT York R	3.00	18.00	\$6.00	\$6.00	7.11	\$9.25	56.54%	11.00
31003735	BOOK HERIT/WALK	4.00	24.00	\$6.00	\$6.00	0.00	\$21.80	100.00%	-104.00
31003742	SELF DRIVE TOUR	19.00	19.00	\$1.00	\$1.00	0.00	\$17.27	100.00%	-439.00
31003759	YORK BUSH BIRDS	2.00	2.00	\$1.00	\$1.00	0.00	\$1.82	100.00%	-69.00
31003766	WILDFLOWERS YORK	2.00	2.00	\$1.00	\$1.00	0.00	\$1.82	100.00%	-406.00
31003797	STAMPS USED	1.00	3.00	\$3.00	\$3.00	0.00	\$2.73	100.00%	-19.00
31003803	BOOK CWA COOK	1.00	17.50	\$17.50	\$17.50	12.00	\$3.91	24.58%	2.00

Plu Number	Caption	Qty Sold	Dollar Sales	Average Price	Retail	Cost of Sales EX	\$ Profit	% Profit	On Hand
31006828	TEA TOWEL TOWNHA	1.00	10.00	\$10.00	\$10.00	6.55	\$2.54	27.94%	0.00
31006927	PC-COWSHEEP	2.00	2.00	\$1.00	\$1.00	0.90	\$0.92	50.55%	148.00
31006934	PC- PENNY FARTHI	4.00	4.00	\$1.00	\$1.00	1.80	\$1.84	50.55%	160.00
31006941	PC- CANOLA FIELD	5.00	5.00	\$1.00	\$1.00	2.25	\$2.30	50.55%	142.00
31006965	T-SHIRT	3.00	22.50	\$7.50	\$7.50	0.00	\$20.46	100.00%	0.00
31006972	PC RABBITSHED SD	5.00	5.00	\$1.00	\$1.00	0.00	\$4.55	100.00%	424.00
31006989	PC AVONTCE SD	6.00	6.00	\$1.00	\$1.00	0.00	\$5.46	100.00%	317.00
31006996	STUBBY HOLDERS	8.00	48.00	\$6.00	\$6.00	23.92	\$19.71	45.18%	41.00
31007009	TEASPOONS	3.00	18.00	\$6.00	\$6.00	10.74	\$5.61	34.31%	47.00
31007023	BOOKS - LAGS	1.00	40.00	\$40.00	\$40.00	24.00	\$12.36	33.99%	6.00
31007108	YORK PENS	18.00	63.00	\$3.50	\$3.50	33.66	\$23.60	41.22%	152.00
31007115	AG POLO T-SHIRTS	3.00	66.00	\$22.00	\$22.00	39.18	\$20.82	34.70%	3.00
31007122	PC AK - SWING BR	1.00	1.00	\$1.00	\$1.00	0.23	\$0.68	74.73%	1.00
31007139	PC AK - TRUCK HA	6.00	6.00	\$1.00	\$1.00	1.38	\$4.08	74.73%	-1.00
31007146	PC AK - FIREMAN	3.00	3.00	\$1.00	\$1.00	0.69	\$2.04	74.73%	11.00
31007153	PC AK - SHIRE/HO	2.00	2.00	\$1.00	\$1.00	0.46	\$1.36	74.73%	37.00
31007160	PC AK OLIVE&CANO	9.00	9.00	\$1.00	\$1.00	4.05	\$4.14	50.55%	86.00
31007177	PC AK - RAILWAY	4.00	4.00	\$1.00	\$1.00	0.92	\$2.72	74.73%	9.00
31007184	BOTTLED WATER	11.00	22.00	\$2.00	\$2.00	4.62	\$17.38	79.00%	-62.00
Group Total		251.00	570.70			247.37	273.37	52.50%	
Grand Totals		266.00	636.70			\$268.37	\$312.36	53.79%	

Plu Range: 0 to ZZZZZZZZZZZZZZ

Group Range: to SOUVENIRS

DATE Range 01/03/2013 - 31/03/2013

GST Included in Values

Item Sales



Plu Number	Caption	Qty Sold	Dollar Sales	Average Price	Retail	Cost of Sales EX	\$ Profit	% Profit	On Hand
0 - Group Sales									
4	INTERNET 1/2HR	1.00	3.00	\$3.00	\$3.00	0.00	\$2.73	100.00%	-10.00
5	INTERNET 1HR	1.00	5.00	\$5.00	\$5.00	0.00	\$4.55	100.00%	-1.00
31003780	MAGNET YORK	5.00	22.50	\$4.50	\$4.50	7.50	\$12.95	63.33%	13.00
	Group Total	7.00	30.50			7.50	20.23	72.95%	
2 - GENERAL									
3	RETAIL	3.00	19.70	\$6.57	\$0.00	0.00	\$17.92	100.00%	-212.00
13007201	IMP town hall	2.00	2.00	\$1.00	\$1.00	0.00	\$1.82	100.00%	545.00
13007218	IMP IMP hotel	6.00	6.00	\$1.00	\$1.00	0.00	\$5.46	100.00%	266.00
31000338	BOOKRoadtoYorkAK	3.00	15.00	\$5.00	\$5.00	7.50	\$6.15	45.05%	5.00
31000635	PC-DTCol	10.00	10.00	\$1.00	\$1.00	4.50	\$4.60	50.55%	168.00
31000642	PC-DTOldHosp	7.00	7.00	\$1.00	\$1.00	3.15	\$3.22	50.55%	149.00
31001649	STICKERJewel	7.00	4.20	\$0.60	\$0.60	3.50	\$0.33	8.62%	251.00
31001687	BADGE Cloth Town	1.00	5.00	\$5.00	\$5.00	2.48	\$2.07	45.49%	42.00
31001694	BADGE HAT Town H	2.00	12.00	\$6.00	\$6.00	5.30	\$5.60	51.38%	69.00
31001762	PC SB-Hay Stooks	4.00	4.00	\$1.00	\$1.00	0.80	\$2.84	78.02%	89.00
31001809	PC-Railway StDL	2.00	2.00	\$1.00	\$1.00	0.26	\$1.56	85.71%	1,311.00
31001816	PC-TownHallCDL	9.00	9.00	\$1.00	\$1.00	2.25	\$5.93	72.49%	544.00
31001823	PC-TownHallDL	4.00	4.00	\$1.00	\$1.00	1.00	\$2.64	72.53%	884.00
31001830	PC-SB MIBakewell	1.00	1.00	\$1.00	\$1.00	0.20	\$0.71	78.02%	508.00
31001946	BIRTHDAY CALENDA	6.00	45.00	\$7.50	\$7.50	19.80	\$21.11	51.60%	4.00
31003025	BADGE HAT York R	2.00	12.00	\$6.00	\$6.00	4.74	\$6.17	56.55%	11.00
31003735	BOOK HERIT/WALK	3.00	18.00	\$6.00	\$6.00	0.00	\$16.35	100.00%	-104.00
31003742	SELF DRIVE TOUR	5.00	10.00	\$2.00	\$2.00	0.00	\$9.10	100.00%	-439.00
31003759	YORK BUSH BIRDS	2.00	2.00	\$1.00	\$1.00	0.00	\$1.82	100.00%	-69.00
31003797	STAMPS USED	3.00	9.00	\$3.00	\$3.00	0.00	\$8.18	100.00%	-19.00
31006835	BOOKHorseHeyDay	2.00	50.00	\$25.00	\$25.00	34.00	\$11.46	25.21%	2.00
31006910	BOOK MARWICKS	1.00	25.00	\$25.00	\$25.00	15.00	\$7.73	34.01%	1.00
31006927	PC-COWSHEEP	5.00	5.00	\$1.00	\$1.00	2.25	\$2.30	50.55%	148.00
31006934	PC-PENNY FARTHI	2.00	2.00	\$1.00	\$1.00	0.90	\$0.92	50.55%	160.00
31006941	PC-CANOLA FIELD	1.00	1.00	\$1.00	\$1.00	0.45	\$0.46	50.55%	142.00
31006972	PC RABBITSHED SD	4.00	4.00	\$1.00	\$1.00	0.00	\$3.64	100.00%	424.00
31006989	PC AVONTCE SD	6.00	6.00	\$1.00	\$1.00	0.00	\$5.46	100.00%	317.00
31006996	STUBBY HOLDERS	6.00	36.00	\$6.00	\$6.00	17.94	\$14.77	45.15%	41.00

Plu Number	Caption	Qty Sold	Dollar Sales	Average Price	Retail	Cost of Sales EX	\$ Profit	% Profit	On Hand
31007016	BOOKS ABORIGINES	1.00	20.00	\$20.00	\$20.00	15.00	\$3.18	17.49%	3.00
31007108	YORK PENS	1.00	3.50	\$3.50	\$3.50	1.87	\$1.31	41.19%	152.00
31007122	PC AK - SWING BR	7.00	7.00	\$1.00	\$1.00	1.61	\$4.75	74.69%	1.00
31007146	PC AK - FIREMAN	5.00	5.00	\$1.00	\$1.00	1.15	\$3.40	74.73%	11.00
31007153	PC AK - SHIRE/HO	6.00	6.00	\$1.00	\$1.00	1.38	\$4.08	74.73%	37.00
31007184	BOTTLED WATER	4.00	8.00	\$2.00	\$2.00	1.68	\$6.32	79.00%	-62.00
31007245	York Tea Towel	4.00	40.00	\$10.00	\$10.00	24.00	\$12.36	33.99%	-16.00
31007252	C/COIN ALBUM	1.00	15.00	\$15.00	\$15.00	7.00	\$6.64	48.68%	1.00
31007269	COIN PLASTIC CAP	12.00	24.00	\$2.00	\$2.00	10.80	\$11.03	50.53%	10.00
31007276	COIN TAKINGS	89.00	178.00	\$2.00	\$2.00	0.00	\$161.81	100.00%	215.00
31007290	USED AUST STAMPS	1.00	4.00	\$4.00	\$4.00	0.00	\$3.64	100.00%	-5.00
31007320	Nuts Sand Con	1.00	12.00	\$12.00	\$12.00	9.00	\$1.91	17.51%	2.00
31007344	Raw nuts SandCon	1.00	11.00	\$11.00	\$11.00	8.00	\$2.00	20.00%	1.00
31007368	Seed Sand Con	1.00	10.00	\$10.00	\$10.00	8.00	\$2.00	20.00%	1.00
31007375	Emb Hand Towls	2.00	30.00	\$15.00	\$15.00	20.00	\$10.00	33.33%	8.00
31007382	fairyandoorhooks	1.00	12.00	\$12.00	\$12.00	8.00	\$4.00	33.33%	8.00
31007405	Book mark	2.00	4.00	\$2.00	\$2.00	2.00	\$2.00	50.00%	15.00
31007436	loveYorkTeescon	2.00	20.00	\$10.00	\$10.00	10.00	\$10.00	50.00%	15.00
	Group Total	250.00	735.40			255.51	420.75	62.22%	
	Grand Totals	257.00	765.90			\$263.01	\$440.98	62.64%	

Plu Range: 0 to ZZZZZZZZZZZZZZ

Group Range: to SOUVENIRS

DATE Range 01/03/2014 - 31/03/2014

GST Included in Values