


Visitor Count
November 2013

ITEM 9.2.3
APPENDIX A

		10:00	11:00	12:00	1:00	2:00	3:00	Total	Maps	Accom	
Friday	1/11/2013	14	4	5	2	7	4	36	15	6	
Saturday	2/11/2013	23	10	8	4	5	0	27	30	4	
Sunday	3/11/2013	36	32	24	28	7	2	129	0	0	
Monday	4/11/2013	5	2	11	3	0	0	21	0	0	
Tuesday	5/11/2013	4	2	0	3	4	3	16	10	11	
Wednesday	6/11/2013	7	5	8	4	8	3	35	10	3	
Thursday	7/11/2013	4	2	0	3	1	4	14	10	0	
Friday	8/11/2013	2	3	0	2	2	0	9	0	0	
Saturday	9/11/2013	9	13	14	20	12	4	72	30	3	
Sunday	10/11/2013	20	15	5	14	0	4	58	0	1	
Monday	11/11/2013	2	0	0	3	0	4	9	0	2	
Tuesday	12/11/2013	8	3	4	0	0	0	15	15	1	
Wednesday	13/11/2013	1	0	1	6	0	4	12	0	1	
Thursday	14/11/2013	4	8	4	4	1	0	21	0	0	
Friday	15/11/2013	2	2	12	0	1	2	19	30	4	
Saturday	16/11/2013	8	8	6	0	2	2	26	15	2	
Sunday	17/11/2013	13	7	5	0	0	8	33	0	1	
Monday	18/11/2013	4	4	0	2	5	4	19	15	1	
Tuesday	19/11/2013	2	0	9	6	6	2	25	15	1	
Wednesday	20/11/2013	8	5	0	1	2	7	23	0	1	
Thursday	21/11/2013	4	1	3	4	10	7	29	0	0	
Friday	22/11/2013	2	4	3	1	2	4	16	10	3	
Saturday	23/11/2013	3	9	10	7	7	2	38	0	2	
Sunday	24/11/2013	7	10	8	12	5	4	46	2	2	
Monday	25/11/2013	4	8	14	9	9	3	47	30	2	
Tuesday	26/11/2013	4	3	5	0	0	4	16	0	2	
Wednesday	27/11/2013	1	9	0	1	2	2	15	30	0	
Thursday	28/11/2013	5	3	4	0	2	2	16	0	0	
Friday	29/11/2013	5	0	0	1	6	3	15	0	1	
Saturday	30/11/2013	4	7	7	1	2	2	23	15	0	
								Total	880	282	54

793 in 2012



YORK INFORMATION SERVICES

Discover York here!

York Town Hall , 81 Avon Terrace
P.O. Box 22 York WA 6302
Tel. 08 9641 1301 Fax. 9641 2202
e: info@york.wa.gov.au www.york.wa.gov.au




Transaction Summary

**ITEM 9.2.3
 APPENDIX B**

Report Date Range 01/11/2013 to 30/11/2013

Description	Year To Date		Month To Date		Week To Date		Last Read	
	Quantity	Amount	Quantity	Amount	Quantity	Amount	Quantity	Amount
Department Sales	0.00	\$0.00	0.00	\$0.00	0.00	\$0.00	0.00	\$0.00
RETAIL	215.00	\$677.70	215.00	\$677.70	48.00	\$148.00	17.00	\$48.50
OTHER	18.00	\$24.80	18.00	\$24.80	1.00	\$0.60	0.00	\$0.00
Sales Summary								
GROSS	234.00	\$705.50	234.00	\$705.50	50.00	\$151.60	18.00	\$51.50
NET	90.00	\$690.50 ✓	90.00	\$690.50	14.00	\$151.60	5.00	\$51.50
Average Sales \$	0.00	\$7.67	0.00	\$7.67	0.00	\$10.83	0.00	\$10.30
CUSTOMER	90.00	\$0.00	90.00	\$0.00	14.00	\$0.00	5.00	\$0.00
CASH IN DRWR	0.00	\$658.50	0.00	\$658.50	0.00	\$149.60	0.00	\$51.50
CHRG IN DRWR	0.00	\$32.00	0.00	\$32.00	0.00	\$2.00	0.00	\$0.00
CANCEL	1.00	\$18.00	1.00	\$18.00	0.00	\$0.00	0.00	\$0.00
GST Included	0.00	\$60.92	0.00	\$60.92	0.00	\$13.73	0.00	\$4.68
TAXABLE AMT	0.00	\$608.78	0.00	\$608.78	0.00	\$137.27	0.00	\$46.82
Discount	0.00	\$15.00	0.00	\$15.00	0.00	\$0.00	0.00	\$0.00
Transaction Summary								
User Defined 06	89.00	\$658.50	89.00	\$658.50	13.00	\$149.60	5.00	\$51.50
DISCOUNT%	8.00	\$0.00	8.00	\$0.00	2.00	\$0.00	0.00	\$0.00
RECEIPT	2.00	\$22.60	2.00	\$22.60	1.00	\$0.60	0.00	\$0.00
User Defined 17	37.00	\$0.00	37.00	\$0.00	11.00	\$0.00	3.00	\$0.00
User Defined 22	2.00	\$32.00	2.00	\$32.00	1.00	\$2.00	0.00	\$0.00
DISCOUNT \$	4.00	\$15.00	4.00	\$15.00	0.00	\$0.00	0.00	\$0.00




Transaction Summary



Report Date Range 01/11/2012 to 30/11/2012

Description	Year To Date		Month To Date		Week To Date		Last Read	
	Quantity	Amount	Quantity	Amount	Quantity	Amount	Quantity	Amount
Department Sales	0.00	\$0.00	0.00	\$0.00	0.00	\$0.00	0.00	\$0.00
RETAIL	157.00	\$440.40	157.00	\$440.40	21.00	\$27.10	0.00	\$0.00
Sales Summary								
GROSS	158.00	\$443.40	158.00	\$443.40	21.00	\$27.10	0.00	\$0.00
NET	83.00	\$434.40 ✓	83.00	\$434.40	9.00	\$27.10	0.00	\$0.00
Average Sales \$	0.00	\$5.23	0.00	\$5.23	0.00	\$3.01	0.00	\$0.00
CUSTOMER	83.00	\$0.00	83.00	\$0.00	9.00	\$0.00	0.00	\$0.00
CASH IN DRWR	0.00	\$434.40	0.00	\$434.40	0.00	\$27.10	0.00	\$0.00
GST Included	0.00	\$39.52	0.00	\$39.52	0.00	\$2.46	0.00	\$0.00
TAXABLE AMT	0.00	\$394.88	0.00	\$394.88	0.00	\$24.64	0.00	\$0.00
Discount	0.00	\$9.00	0.00	\$9.00	0.00	\$0.00	0.00	\$0.00
Transaction Summary								
User Defined 06	83.00	\$434.40	83.00	\$434.40	9.00	\$27.10	0.00	\$0.00
DISCOUNT%	1.00	\$0.00	1.00	\$0.00	0.00	\$0.00	0.00	\$0.00
RECEIPT	2.00	\$11.05	2.00	\$11.05	0.00	\$0.00	0.00	\$0.00
User Defined 17	40.00	\$0.00	40.00	\$0.00	2.00	\$0.00	0.00	\$0.00
DISCOUNT \$	3.00	\$9.00	3.00	\$9.00	0.00	\$0.00	0.00	\$0.00



Item Sales



Plu Number	Caption	Qty Sold	Dollar Sales	Average Price	Retail	Cost of Sales EX	\$ Profit	% Profit	On Hand
0 - Group Sales		1.00	3.00	\$3.00	\$3.00	0.00	\$2.73	100.00%	-9.00
4	INTERNET 1/2HR								
Group Total		1.00	3.00			0.00	2.73	100.00%	
2 - GENERAL		7.00	19.50	\$2.79	\$0.00	0.00	\$17.73	100.00%	-186.00
3	RETAIL								
13007201	IMP town hall	1.00	1.00	\$1.00	\$1.00	0.00	\$0.91	100.00%	547.00
13007218	IMP IMP hotel	5.00	5.00	\$1.00	\$1.00	0.00	\$4.55	100.00%	279.00
31000192	PC AK-Town North	2.00	1.00	\$0.50	\$0.50	0.40	\$0.50	55.56%	24.00
31000208	PC AK-Town South	4.00	2.00	\$0.50	\$0.50	0.80	\$1.00	55.56%	123.00
31000246	PC AKRailwaySket	1.00	0.50	\$0.50	\$0.50	0.10	\$0.35	77.78%	-1.00
31000338	BOOKRoadtoYorkAK	1.00	5.00	\$5.00	\$5.00	2.50	\$2.05	45.05%	9.00
31000635	PC-DTCol	3.00	3.00	\$1.00	\$1.00	1.35	\$1.38	50.55%	97.00
31000642	PC-DTOldHosp	5.00	5.00	\$1.00	\$1.00	2.25	\$2.30	50.55%	77.00
31000666	CAPS	2.00	22.00	\$11.00	\$11.00	13.20	\$6.80	34.00%	25.00
31000826	BOOK York Sketch	1.00	20.00	\$20.00	\$20.00	15.00	\$3.18	17.49%	3.00
31001649	STICKERJewel	2.00	1.20	\$0.60	\$0.60	1.00	\$0.10	9.09%	268.00
31001687	BADGE Cloth Town	2.00	10.00	\$5.00	\$5.00	4.96	\$4.14	45.49%	49.00
31001694	BADGE HAT Town H	3.00	18.00	\$6.00	\$6.00	7.95	\$8.40	51.38%	76.00
31001809	PC-Railway SIDL	1.00	0.50	\$0.50	\$0.50	0.13	\$0.32	71.11%	1,319.00
31001816	PC-TownHallCDL	6.00	3.00	\$0.50	\$0.50	1.50	\$1.22	44.85%	564.00
31001823	PC-TownHallIDL	6.00	3.00	\$0.50	\$0.50	1.50	\$1.22	44.85%	899.00
31001830	PC-SB MiBakewell	4.00	2.00	\$0.50	\$0.50	0.80	\$1.01	55.80%	514.00
31001847	PC SB-Avon River	1.00	0.50	\$0.50	\$0.50	0.20	\$0.25	55.56%	189.00
31001861	PC SWP-Masonic	3.00	1.50	\$0.50	\$0.50	0.30	\$1.06	77.94%	11.00
31001946	BIRTHDAY CALENDA	3.00	22.50	\$7.50	\$7.50	9.90	\$10.56	51.61%	3.00
31003735	BOOK HERITWALK	2.00	12.00	\$6.00	\$6.00	0.00	\$10.90	100.00%	-96.00
31003742	SELF DRIVE TOUR	1.00	2.00	\$2.00	\$2.00	0.00	\$1.82	100.00%	-420.00
31003766	WILDFLOWERS YORK	1.00	1.00	\$1.00	\$1.00	0.00	\$0.91	100.00%	-405.00
31003773	BOOK ACTIVITY YK	1.00	5.00	\$5.00	\$5.00	0.00	\$4.55	100.00%	0.00
31003780	MAGNET YORK	7.00	31.50	\$4.50	\$4.50	10.50	\$18.13	63.33%	73.00
31006903	BOOK TOWNHALL	2.00	40.00	\$20.00	\$20.00	30.00	\$6.36	17.49%	2.00
31006910	BOOK MARWICKS	1.00	25.00	\$25.00	\$25.00	15.00	\$7.73	34.01%	5.00
31006927	PC-COWSHEEP	1.00	1.00	\$1.00	\$1.00	0.45	\$0.46	50.55%	58.00
31006934	PC-PENNY FARTHI	1.00	1.00	\$1.00	\$1.00	0.45	\$0.46	50.55%	72.00

Plu Number	Caption	Qty Sold	Dollar Sales	Average Price	Retail	Cost of Sales EX	\$ Profit	% Profit	On Hand
31006941	PC- CANOLA FIELD	2.00	2.00	\$1.00	\$1.00	0.90	\$0.92	50.55%	49.00
31006965	T-SHIRT	3.00	19.50	\$6.50	\$6.50	0.00	\$17.73	100.00%	0.00
31006972	PC RABBITSHED SD	4.00	4.00	\$1.00	\$1.00	0.00	\$3.64	100.00%	437.00
31006989	PC AVONTCE SD	2.00	2.00	\$1.00	\$1.00	0.00	\$1.82	100.00%	342.00
31006996	STUBBY HOLDERS	4.00	24.00	\$6.00	\$6.00	11.96	\$9.85	45.16%	67.00
31007009	TEASPOONS	2.00	12.00	\$6.00	\$6.00	7.36	\$3.55	32.54%	54.00
31007016	BOOKS ABORIGINES	1.00	20.00	\$20.00	\$20.00	15.00	\$3.18	17.49%	0.00
31007108	YORK PENS	5.00	17.50	\$3.50	\$3.50	9.35	\$6.55	41.19%	160.00
31007115	AG POLO T-SHIRTS	2.00	44.00	\$22.00	\$22.00	26.12	\$13.88	34.70%	6.00
31007122	PC AK - SWING BR	1.00	1.00	\$1.00	\$1.00	0.23	\$0.68	74.73%	14.00
31007146	PC AK - FIREMAN	1.00	1.00	\$1.00	\$1.00	0.23	\$0.68	74.73%	22.00
31007153	PC AK - SHIRE/HO	4.00	4.00	\$1.00	\$1.00	0.92	\$2.72	74.73%	50.00
31007160	PC AK OLIVE&CANO	2.00	2.00	\$1.00	\$1.00	0.90	\$0.92	50.55%	89.00
31007177	PC AK - RAILWAY	3.00	3.00	\$1.00	\$1.00	0.69	\$2.04	74.73%	17.00
31007184	BOTTLED WATER	10.00	20.00	\$2.00	\$2.00	4.20	\$15.80	79.00%	-17.00
31007245	York Tea Towel	2.00	20.00	\$10.00	\$10.00	12.00	\$6.18	33.99%	12.00
31007252	C/COIN ALBUM	3.00	45.00	\$15.00	\$15.00	21.00	\$19.91	48.67%	8.00
31007269	COIN PLASTIC CAP	3.00	6.00	\$2.00	\$2.00	2.70	\$2.76	50.55%	32.00
31007276	COIN TAKINGS	90.00	180.00	\$2.00	\$2.00	0.00	\$163.63	100.00%	516.00
31007283	PostageAustStamp	8.00	4.80	\$0.60	\$0.60	4.80	\$0.00	0.00%	2.00
9780731234165	BOOK101Wildflowe	1.00	6.00	\$6.00	\$6.00	2.50	\$2.95	54.13%	8.00
Group Total		233.00	702.50			241.10	399.74	62.38%	
Grand Totals		234.00	705.50			\$241.10	\$402.47	62.54%	

Plu Range: 0 to ZZZZZZZZZZZZ
Group Range: to SOUVENIRS
DATE Range 01/11/2013 - 30/11/2013
GST Included in Values

Item Sales



Plu Number	Caption	Qty Sold	Dollar Sales	Average Price	Retail	Cost of Sales EX	\$ Profit	% Profit	On Hand
0 - Group Sales									
4	INTERNET 1/2HR	1.00	3.00	\$3.00	\$3.00	0.00	\$2.73	100.00%	-9.00
Group Total		1.00	3.00			0.00	2.73	100.00%	
2 - GENERAL									
3	9780	3.00	15.00	\$5.00	\$0.00	0.00	\$13.64	100.00%	-186.00
31000116	BOOK1stInlandTow	1.00	5.00	\$5.00	\$5.00	1.50	\$3.05	67.03%	1.00
31000192	PC AK-Town North	9.00	4.50	\$0.50	\$0.50	1.80	\$2.28	55.88%	24.00
31000208	PC AK-Town South	9.00	4.50	\$0.50	\$0.50	1.80	\$2.28	55.88%	123.00
31000246	PC AKRailwaySket	2.00	1.00	\$0.50	\$0.50	0.20	\$0.71	78.02%	-1.00
31000291	PC AK-Old Mill S	3.00	1.50	\$0.50	\$0.50	0.30	\$1.06	77.94%	124.00
31000338	BOOKRoadtoYorkAK	1.00	5.00	\$5.00	\$5.00	2.50	\$2.05	45.05%	9.00
31000635	PC-DTCol	10.00	10.00	\$1.00	\$1.00	4.50	\$4.60	50.55%	97.00
31000642	PC-DTOldHosp	15.00	15.00	\$1.00	\$1.00	6.75	\$6.90	50.55%	77.00
31000666	CAPs GP EMBR	3.00	33.00	\$11.00	\$11.00	19.80	\$10.20	34.00%	25.00
31001649	STICKERJewel	4.00	2.40	\$0.60	\$0.60	2.00	\$0.20	9.09%	268.00
31001687	BADGE Cloth Town	2.00	10.00	\$5.00	\$5.00	4.96	\$4.14	45.49%	49.00
31001694	BADGE HAT Town H	8.00	48.00	\$6.00	\$6.00	18.96	\$24.66	56.53%	76.00
31001762	PC SB-Hay Stooks	2.00	1.00	\$0.50	\$0.50	0.40	\$0.50	55.56%	96.00
31001793	PC-St PatricksDL	1.00	0.50	\$0.50	\$0.50	0.25	\$0.20	44.44%	974.00
31001809	PC-Railway SIDL	2.00	1.00	\$0.50	\$0.50	0.26	\$0.65	71.43%	1,319.00
31001816	PC-TownHallCDL	6.00	3.00	\$0.50	\$0.50	1.50	\$1.21	44.65%	564.00
31001823	PC-TownHallDL	7.00	3.50	\$0.50	\$0.50	1.75	\$1.42	44.79%	899.00
31001830	PC-SB MtBakewell	4.00	2.00	\$0.50	\$0.50	0.80	\$1.01	55.80%	514.00
31001847	PC SB-Avon River	1.00	0.50	\$0.50	\$0.50	0.20	\$0.25	55.56%	189.00
31001861	PC SWP-Masonic	1.00	0.50	\$0.50	\$0.50	0.10	\$0.35	77.78%	11.00
31001946	BIRTHDAY CALENDA	1.00	7.50	\$7.50	\$7.50	3.30	\$3.52	51.61%	3.00
31003025	BADGE HAT York R	2.00	12.00	\$6.00	\$6.00	4.74	\$6.16	56.51%	13.00
31003735	BOOK HERIT/WALK	1.00	6.00	\$6.00	\$6.00	0.00	\$5.45	100.00%	-96.00
31003742	SELF DRIVE TOUR	8.00	8.00	\$1.00	\$1.00	0.00	\$7.28	100.00%	-420.00
31003759	YORK BUSH BIRDS	1.00	1.00	\$1.00	\$1.00	0.00	\$0.91	100.00%	-64.00
31003766	WILDFLOWERS YORK	3.00	3.00	\$1.00	\$1.00	0.00	\$2.73	100.00%	-405.00
31003780	MAGNET YORK	4.00	18.00	\$4.50	\$4.50	6.00	\$10.36	63.33%	73.00
31003797	STAMPS USED	3.00	7.50	\$2.50	\$2.50	0.00	\$6.81	100.00%	-6.00
31003803	BOOK CWA COOK	2.00	35.00	\$17.50	\$17.50	24.00	\$7.82	24.58%	6.00

Plu Number	Caption	Qty Sold	Dollar Sales	Average Price	Retail	Cost of Sales EX	\$ Profit	% Profit	On Hand
31006828	TEA TOWEL TOWNHA	2.00	20.00	\$10.00	\$10.00	13.10	\$5.08	27.94%	0.00
31006903	BOOK TOWNHALL	1.00	20.00	\$20.00	\$20.00	15.00	\$3.18	17.49%	2.00
31006910	BOOK MARWICKS	1.00	25.00	\$25.00	\$25.00	15.00	\$7.73	34.01%	5.00
31006927	PC-COWSHEEP	5.00	5.00	\$1.00	\$1.00	2.25	\$2.30	50.55%	58.00
31006934	PC-PENNY FARTHI	3.00	3.00	\$1.00	\$1.00	1.35	\$1.38	50.55%	72.00
31006941	PC-CANOLA FIELD	4.00	4.00	\$1.00	\$1.00	1.80	\$1.84	50.55%	49.00
31006972	PC RABBITSHED SD	4.00	4.00	\$1.00	\$1.00	0.00	\$3.64	100.00%	437.00
31006989	PC AVONTCE SD	5.00	5.00	\$1.00	\$1.00	0.00	\$4.55	100.00%	342.00
31006996	STUBBY HOLDERS	11.00	66.00	\$6.00	\$6.00	32.89	\$27.09	45.17%	67.00
31007016	BOOKS ABORIGINES	1.00	20.00	\$20.00	\$20.00	15.00	\$3.18	17.49%	0.00
31007108	YORK PENS	1.00	3.50	\$3.50	\$3.50	1.87	\$1.31	41.19%	160.00
Group Total		157.00	440.40			206.63	193.68	48.38%	
Grand Totals		158.00	443.40			\$206.63	\$196.41	48.73%	

Plu Range: 0 to ZZZZZZZZZZZZZZ

Group Range: to SOUVENIRS

DATE Range 01/11/2012 - 30/11/2012

GST Included in Values