

**Visitor Count
December 2013**

ITEM 9.2.7
APPENDIX 1

		10:00	11:00	12:00	1:00	2:00	3:00	Total	Maps	Accom	
Sunday	1/12/2013	6	5	3	0	2	2	18	15	1	
Monday	2/12/2013	3	2	2	0	4	1	12	0	5	
Tuesday	3/12/2013	1	2	0	0	0	5	8	0	1	
Wednesday	4/12/2013	4	0	7	1	1	6	19	0	0	
Thursday	5/12/2013		4	2	2	3	2	13	10	0	
Friday	6/12/2013	2	6	3	2	0	2	15	0	0	
Saturday	7/12/2013	2	1	1	0	6	1	11	0	1	
Sunday	8/12/2013	4	8	4	5	9	2	32	10	1	
Monday	9/12/2013	1	6	3	2	0	2	14	30	0	
Tuesday	10/12/2013	3	8	3	2	3	11	30	0	0	
Wednesday	11/12/2013	1	12	0	2	1	4	20	0	0	
Thursday	12/12/2013	2	8	2	0	0	10	22	0	0	
Friday	13/12/2013	0	0	1	2	0	2	5	0	0	
Saturday	14/12/2013	6	4	0	8	0	2	20	0	1	
Sunday	15/12/2013	2	9	0	2	2	4	19	30	3	
Monday	16/12/2013	11	13	7	1	0	0	32	10	0	
Tuesday	17/12/2013	3	8	7	2	2	3	25	0	0	
Wednesday	18/12/2013	0	8	4	0	10	0	22	5	3	
Thursday	19/12/2013	6	12	7	0	3	4	32	0	0	
Friday	20/12/2013	10	0	0	0	1	1	12	14	11	
Saturday	21/12/2013	8	10	10	3	10	7	48	0	0	
Sunday	22/12/2013	5	11	8	8	0	0	32	22	4	
Monday	23/12/2013	5	2	2	4	0	0	13	30	0	
Tuesday	24/12/2013	4	0	2	0	1	2	9	10	0	
Wednesday	25/12/2013	CLOSED PUBLIC HOLIDAY									
Thursday	26/12/2013										
Friday	27/12/2013	3	14	29	6	0	14	66	0	0	
Saturday	28/12/2013	17	14	15	30	29	16	121	30	0	
Sunday	29/12/2013	18	14	15	30	30	16	123	15	0	
Monday	30/12/2013	18	16	14	10	8	4	70	0	0	
Tuesday	31/12/2013	5	12	8	1	5	3	34	20	11	
								0			
								Total	897	251	42

751 in 2012




Transaction Summary

ITEM 9.2.7
 APPENDIX 2

Report Date Range 01/12/2013 to 31/12/2013

Description	Year To Date		Month To Date		Week To Date		Last Read	
	Quantity	Amount	Quantity	Amount	Quantity	Amount	Quantity	Amount
Department Sales	0.00	\$0.00	0.00	\$0.00	0.00	\$0.00	0.00	\$0.00
RETAIL	214.00	\$891.40	214.00	\$891.40	68.00	\$236.50	18.00	\$52.00
OTHER	29.00	\$58.00	29.00	\$58.00	2.00	\$4.00	0.00	\$0.00
Sales Summary								
GROSS	243.00	\$949.40	243.00	\$949.40	70.00	\$240.50	18.00	\$52.00
NET	96.00	\$931.40	96.00	\$931.40	32.00	\$222.50	9.00	\$52.00
Average Sales \$	0.00	\$9.70	0.00	\$9.70	0.00	\$6.95	0.00	\$5.78
CUSTOMER	96.00	\$0.00	96.00	\$0.00	32.00	\$0.00	9.00	\$0.00
CASH IN DRWR	0.00	\$931.40	0.00	\$931.40	0.00	\$222.50	0.00	\$52.00
GST Included	0.00	\$79.45	0.00	\$79.45	0.00	\$19.87	0.00	\$4.74
TAXABLE AMT	0.00	\$793.95	0.00	\$793.95	0.00	\$198.63	0.00	\$47.26
Discount	0.00	\$18.00	0.00	\$18.00	0.00	\$18.00	0.00	\$0.00
Transaction Summary								
User Defined 06	97.00	\$931.40	97.00	\$931.40	32.00	\$222.50	9.00	\$52.00
DISCOUNT%	25.00	\$0.00	25.00	\$0.00	1.00	\$0.00	0.00	\$0.00
RECEIPT	4.00	\$20.50	4.00	\$20.50	1.00	\$1.00	0.00	\$0.00
User Defined 17	64.00	\$0.00	64.00	\$0.00	7.00	\$0.00	1.00	\$0.00
DISCOUNT \$	3.00	\$18.00	3.00	\$18.00	3.00	\$18.00	0.00	\$0.00



Transaction Summary



Report Date Range

01/12/2012 to 31/12/2012

Description	Year To Date		Month To Date		Week To Date		Last Read	
	Quantity	Amount	Quantity	Amount	Quantity	Amount	Quantity	Amount
Department Sales	0.00	\$0.00	0.00	\$0.00	0.00	\$0.00	0.00	\$0.00
RETAIL Sales Summary	185.00	\$702.60	185.00	\$702.60	56.00	\$135.50	0.00	\$0.00
GROSS	187.00	\$708.60	187.00	\$708.60	58.00	\$141.50	0.00	\$0.00
NET	66.00	\$690.10	66.00	\$690.10	20.00	\$134.50	0.00	\$0.00
Average Sales \$	0.00	\$10.46	0.00	\$10.46	0.00	\$6.73	0.00	\$0.00
CUSTOMER	66.00	\$0.00	66.00	\$0.00	20.00	\$0.00	0.00	\$0.00
CASH IN DRWR	0.00	\$690.10	0.00	\$690.10	0.00	\$134.50	0.00	\$0.00
GST Included	0.00	\$64.07	0.00	\$64.07	0.00	\$12.50	0.00	\$0.00
TAXABLE AMT	0.00	\$640.53	0.00	\$640.53	0.00	\$125.00	0.00	\$0.00
Discount	0.00	\$18.50	0.00	\$18.50	0.00	\$7.00	0.00	\$0.00
Transaction Summary								
User Defined 06	67.00	\$690.10	67.00	\$690.10	21.00	\$134.50	0.00	\$0.00
DISCOUNT%	9.00	\$0.00	9.00	\$0.00	5.00	\$0.00	0.00	\$0.00
RECEIPT	3.00	\$1.13	3.00	\$1.13	1.00	\$0.03	0.00	\$0.00
User Defined 17	22.00	\$0.00	22.00	\$0.00	9.00	\$0.00	0.00	\$0.00
DISCOUNT \$	6.00	\$18.50	6.00	\$18.50	2.00	\$7.00	0.00	\$0.00

Item Sales



Plu Number	Caption	Qty Sold	Dollar Sales	Average Price	Retail	Cost of Sales EX	\$ Profit	% Profit	On Hand
0 - Group Sales									
31007238	YORK DIARIES	2.00	20.00	\$10.00	\$10.00	11.00	\$7.18	39.49%	1.00
Group Total		2.00	20.00			11.00	7.18	39.49%	
2 - GENERAL									
3	RETAIL	10.00	191.60	\$19.16	\$0.00	0.00	\$174.17	100.00%	-201.00
13007218	IMP IMP hotel	2.00	2.00	\$1.00	\$1.00	0.00	\$1.82	100.00%	277.00
31000192	PC AK-Town North	2.00	1.50	\$0.75	\$1.00	0.40	\$0.96	70.59%	22.00
31000208	PC AK-Town South	2.00	1.00	\$0.50	\$0.50	0.40	\$0.51	56.04%	121.00
31000635	PC-DTCol	2.00	2.00	\$1.00	\$1.00	0.90	\$0.92	50.55%	90.00
31000642	PC-DTOldHosp	5.00	5.00	\$1.00	\$1.00	2.25	\$2.30	50.55%	70.00
31000666	CAPS	1.00	11.00	\$11.00	\$11.00	6.60	\$3.40	34.00%	24.00
31001649	STICKERJewel	3.00	1.80	\$0.60	\$0.60	1.50	\$0.14	8.54%	262.00
31001687	BADGE Cloth Town	3.00	15.00	\$5.00	\$5.00	7.44	\$6.21	45.49%	45.00
31001694	BADGE HAT Town H	4.00	24.00	\$6.00	\$6.00	10.60	\$11.21	51.40%	72.00
31001786	PC-Sturt Pea	2.00	1.00	\$0.50	\$0.50	0.60	\$0.31	34.07%	0.00
31001793	PC-St PatricksDL	1.00	0.50	\$0.50	\$0.50	0.25	\$0.20	44.44%	973.00
31001809	PC-Railway SIDL	5.00	2.50	\$0.50	\$0.50	0.65	\$1.62	71.37%	1,314.00
31001816	PC-TownHallCDL	5.00	2.50	\$0.50	\$0.50	1.25	\$1.02	44.93%	559.00
31001823	PC-TownHallDL	8.00	4.00	\$0.50	\$0.50	2.00	\$1.62	44.75%	891.00
31001830	PC-SB MiBakewell	3.00	2.00	\$0.67	\$1.00	0.60	\$1.22	67.03%	511.00
31001847	PC SB-Avon River	1.00	0.50	\$0.50	\$0.50	0.20	\$0.25	55.56%	188.00
31001861	PC SWP-Masonic	1.00	0.50	\$0.50	\$0.50	0.10	\$0.35	77.78%	10.00
31002103	BOOKCemetery Wal	1.00	15.00	\$15.00	\$15.00	10.00	\$3.64	26.69%	1.00
31003735	BOOK HERIT/WALK	4.00	24.00	\$6.00	\$6.00	0.00	\$21.80	100.00%	-100.00
31003742	SELF DRIVE TOUR	10.00	20.00	\$2.00	\$2.00	0.00	\$18.18	100.00%	-432.00
31003773	BOOK ACTIVITY YK	1.00	5.00	\$5.00	\$5.00	0.00	\$4.55	100.00%	-1.00
31003780	MAGNET YORK	10.00	45.00	\$4.50	\$4.50	15.00	\$25.90	63.33%	62.00
31003797	STAMPS USED	4.00	12.00	\$3.00	\$3.00	0.00	\$10.91	100.00%	-10.00
31003803	BOOK CWA COOK	1.00	17.50	\$17.50	\$17.50	12.00	\$3.91	24.58%	4.00
31006927	PC-COWSHEEP	2.00	2.00	\$1.00	\$1.00	0.90	\$0.92	50.55%	56.00
31006934	PC- PENNY FARTHI	1.00	1.00	\$1.00	\$1.00	0.45	\$0.46	50.55%	67.00
31006941	PC- CANOLA FIELD	1.00	1.00	\$1.00	\$1.00	0.45	\$0.46	50.55%	46.00
31006972	PC RABBITSHED SD	5.00	5.00	\$1.00	\$1.00	0.00	\$4.55	100.00%	432.00
31006989	PC AVONTCE SD	10.00	10.00	\$1.00	\$1.00	0.00	\$9.10	100.00%	330.00

Plu Number	Caption	Qty Sold	Dollar Sales	Average Price	Retail	Cost of Sales EX	\$ Profit	% Profit	On Hand
31006996	STUBBY HOLDERS	2.00	12.00	\$6.00	\$6.00	5.98	\$4.93	45.19%	61.00
31007009	TEASPOONS	2.00	12.00	\$6.00	\$6.00	7.36	\$3.54	32.48%	50.00
31007023	BOOKS - LAGS	1.00	40.00	\$40.00	\$40.00	24.00	\$12.36	33.99%	0.00
31007108	YORK PENS	3.00	10.50	\$3.50	\$3.50	5.61	\$3.93	41.19%	153.00
31007115	AG POLO T-SHIRTS	2.00	44.00	\$22.00	\$22.00	26.12	\$13.88	34.70%	4.00
31007160	PC AK OLIVE&CANO	1.00	1.00	\$1.00	\$1.00	0.45	\$0.46	50.55%	88.00
31007177	PC AK - RAILWAY	2.00	2.00	\$1.00	\$1.00	0.46	\$1.36	74.73%	15.00
31007184	BOTTLED WATER	29.00	58.00	\$2.00	\$2.00	12.18	\$45.82	79.00%	-48.00
31007191	IMP railway st	1.00	1.00	\$1.00	\$1.00	0.00	\$0.91	100.00%	526.00
31007245	York Tea Towel	8.00	80.00	\$10.00	\$10.00	48.00	\$24.72	33.99%	1.00
31007252	C/COIN ALBUM	2.00	30.00	\$15.00	\$15.00	14.00	\$13.28	48.68%	4.00
31007269	COIN PLASTIC CAP	4.00	8.00	\$2.00	\$2.00	3.60	\$3.68	50.55%	27.00
31007276	COIN TAKINGS	71.00	142.00	\$2.00	\$2.00	0.00	\$129.09	100.00%	437.00
31007290	USED AUST STAMPS	1.00	4.00	\$4.00	\$4.00	0.00	\$3.64	100.00%	-3.00
31007306	BOOK EUCALYPTS	1.00	39.00	\$39.00	\$39.00	27.00	\$8.45	23.84%	1.00
31007313	Lifes a Hoot	1.00	20.00	\$20.00	\$20.00	10.00	\$8.18	44.99%	3.00
	Group Total	241.00	929.40			259.30	590.84	69.50%	
	Grand Totals	243.00	949.40			\$270.30	\$598.02	68.87%	

Plu Range: 0 to ZZZZZZZZZZZZ

Group Range: to SOUVENIRS


DATE Range 01/12/2013 - 31/12/2013

GST Included in Values

Transaction Summary

Report Date Range 01/01/2013 to 31/01/2013

Description	Year To Date		Month To Date		Week To Date		Last Read	
	Quantity	Amount	Quantity	Amount	Quantity	Amount	Quantity	Amount
Department Sales	0.00	\$0.00	0.00	\$0.00	0.00	\$0.00	0.00	\$0.00
RETAIL	212.00	\$386.90	212.00	\$386.90	75.00	\$94.60	2.00	\$2.00
OTHER	2.00	\$4.00	2.00	\$4.00	2.00	\$4.00	0.00	\$0.00
Sales Summary								
GROSS	216.00	\$396.90	216.00	\$396.90	77.00	\$98.60	2.00	\$2.00
NET	76.00	\$396.90	76.00	\$396.90	19.00	\$98.60	1.00	\$2.00
Average Sales \$	0.00	\$5.22	0.00	\$5.22	0.00	\$5.19	0.00	\$2.00
CUSTOMER	76.00	\$0.00	76.00	\$0.00	19.00	\$0.00	1.00	\$0.00
CASH IN DRWR	0.00	\$351.90	0.00	\$351.90	0.00	\$98.60	0.00	\$2.00
CHEQ IN DRWR	0.00	\$45.00	0.00	\$45.00	0.00	\$0.00	0.00	\$0.00
GST Included	0.00	\$35.69	0.00	\$35.69	0.00	\$8.60	0.00	\$0.18
TAXABLE AMT	0.00	\$357.21	0.00	\$357.21	0.00	\$86.00	0.00	\$1.82
Transaction Summary								
User Defined 06	75.00	\$351.90	75.00	\$351.90	19.00	\$98.60	1.00	\$2.00
DISCOUNT%	3.00	\$0.00	3.00	\$0.00	0.00	\$0.00	0.00	\$0.00
User Defined 17	32.00	\$0.00	32.00	\$0.00	8.00	\$0.00	1.00	\$0.00
User Defined 23	1.00	\$45.00	1.00	\$45.00	0.00	\$0.00	0.00	\$0.00




Transaction Summary



Report Date Range 01/01/2014 to 31/01/2014

Description	<u>Year To Date</u>		<u>Month To Date</u>		<u>Week To Date</u>		<u>Last Read</u>	
	Quantity	Amount	Quantity	Amount	Quantity	Amount	Quantity	Amount
Department Sales	0.00	\$0.00	0.00	\$0.00	0.00	\$0.00	0.00	\$0.00
RETAIL	198.00	\$708.50	198.00	\$708.50	45.00	\$181.50	9.00	\$18.00
OTHER	5.00	\$8.60	5.00	\$8.60	2.00	\$2.60	0.00	\$0.00
Sales Summary								
GROSS	203.00	\$717.10	203.00	\$717.10	47.00	\$184.10	9.00	\$18.00
NET	80.00	\$716.10	80.00	\$716.10	15.00	\$184.10	1.00	\$18.00
Average Sales \$	0.00	\$8.95	0.00	\$8.95	0.00	\$12.27	0.00	\$18.00
CUSTOMER	80.00	\$0.00	80.00	\$0.00	15.00	\$0.00	1.00	\$0.00
CASH IN DRWR	0.00	\$716.10	0.00	\$716.10	0.00	\$184.10	0.00	\$18.00
GST Included	0.00	\$62.51	0.00	\$62.51	0.00	\$14.69	0.00	\$1.64
TAXABLE AMT	0.00	\$624.99	0.00	\$624.99	0.00	\$146.81	0.00	\$16.36
Discount	0.00	\$1.00	0.00	\$1.00	0.00	\$0.00	0.00	\$0.00
Transaction Summary								
User Defined 06	80.00	\$716.10	80.00	\$716.10	15.00	\$184.10	1.00	\$18.00
DISCOUNT%	8.00	\$0.00	8.00	\$0.00	2.00	\$0.00	0.00	\$0.00
RECEIPT	2.00	\$14.00	2.00	\$14.00	0.00	\$0.00	0.00	\$0.00
User Defined 17	26.00	\$0.00	26.00	\$0.00	3.00	\$0.00	0.00	\$0.00
DISCOUNT \$	1.00	\$1.00	1.00	\$1.00	0.00	\$0.00	0.00	\$0.00



Item Sales



Plu Number	Caption	Qty Sold	Dollar Sales	Average Price	Retail	Cost of Sales EX	\$ Profit	% Profit	On Hand
2 - GENERAL									
3	RETAIL	7.00	21.00	\$3.00	\$0.00	0.00	\$19.09	100.00%	-204.00
13007218	IMP IMP hotel	1.00	1.00	\$1.00	\$1.00	0.00	\$0.91	100.00%	276.00
31000192	PC AK-Town North	3.00	3.00	\$1.00	\$1.00	0.60	\$2.13	78.02%	18.00
31000338	BOOKRoadtoYorkAK	1.00	5.00	\$5.00	\$5.00	2.50	\$2.05	45.05%	8.00
31000635	PC-DTCol	7.00	7.00	\$1.00	\$1.00	3.15	\$3.22	50.55%	86.00
31000642	PC-DTOldHosp	5.00	5.00	\$1.00	\$1.00	2.25	\$2.30	50.55%	67.00
31001649	STICKERJewel	5.00	3.00	\$0.60	\$0.60	2.50	\$0.24	8.76%	260.00
31001687	BADGE Cloth Town	2.00	10.00	\$5.00	\$5.00	4.96	\$4.14	45.49%	44.00
31001694	BADGE HAT Town H	1.00	6.00	\$6.00	\$6.00	2.65	\$2.80	51.38%	71.00
31001816	PC-TownHallCDL	2.00	2.00	\$1.00	\$1.00	0.50	\$1.32	72.53%	557.00
31001823	PC-TownHallDL	1.00	1.00	\$1.00	\$1.00	0.25	\$0.66	72.53%	890.00
31001830	PC-SB MtBakewell	1.00	1.00	\$1.00	\$1.00	0.20	\$0.71	78.02%	510.00
31001946	BIRTHDAY CALENDAR	2.00	15.00	\$7.50	\$7.50	6.60	\$7.04	51.61%	11.00
31003735	BOOK HERITWALK	1.00	6.00	\$6.00	\$6.00	0.00	\$5.45	100.00%	-101.00
31003742	SELF DRIVE TOUR	3.00	6.00	\$2.00	\$2.00	0.00	\$5.46	100.00%	-433.00
31003759	YORK BUSH BIRDS	3.00	3.00	\$1.00	\$1.00	0.00	\$2.73	100.00%	-67.00
31003766	WILDFLOWERS YORK	1.00	1.00	\$1.00	\$1.00	0.00	\$0.91	100.00%	-406.00
31003780	MAGNET YORK	6.00	27.00	\$4.50	\$4.50	9.00	\$15.54	63.33%	56.00
31003797	STAMPS USED	2.00	6.00	\$3.00	\$3.00	0.00	\$5.45	100.00%	-12.00
31003803	BOOK CWA COOK	1.00	17.50	\$17.50	\$17.50	12.00	\$3.91	24.58%	4.00
31006910	BOOK MARWICKS	2.00	50.00	\$25.00	\$25.00	30.00	\$15.46	34.01%	3.00
31006934	PC-PENNY FARTHI	6.00	6.00	\$1.00	\$1.00	2.70	\$2.76	50.55%	64.00
31006941	PC-CANOLA FIELD	4.00	4.00	\$1.00	\$1.00	1.80	\$1.84	50.55%	44.00
31006989	PC AVONTCE SD	3.00	3.00	\$1.00	\$1.00	0.00	\$2.73	100.00%	329.00
31006996	STUBBY HOLDERS	11.00	66.00	\$6.00	\$6.00	32.89	\$27.09	45.17%	54.00
31007009	TEASPOONS	2.00	12.00	\$6.00	\$6.00	7.36	\$3.55	32.54%	50.00
31007023	BOOKS - LAGS	1.00	40.00	\$40.00	\$40.00	24.00	\$12.36	33.99%	6.00
31007108	YORK PENS	4.00	14.00	\$3.50	\$3.50	7.48	\$5.24	41.19%	153.00
31007122	PC AK - SWING BR	2.00	2.00	\$1.00	\$1.00	0.46	\$1.36	74.73%	12.00
31007146	PC AK - FIREMAN	1.00	1.00	\$1.00	\$1.00	0.23	\$0.68	74.73%	21.00
31007153	PC AK - SHIRE/HO	3.00	3.00	\$1.00	\$1.00	0.69	\$2.04	74.73%	46.00
31007160	PC AK OLIVE&CANO	2.00	2.00	\$1.00	\$1.00	0.90	\$0.92	50.55%	86.00
31007177	PC AK - RAILWAY	3.00	3.00	\$1.00	\$1.00	0.69	\$2.04	74.73%	11.00

Plu Number	Caption	Sold	Sales	Price	Sales EX	Profit	Profit	Hand
31007184	BOTTLED WATER	4.00	8.00	\$2.00	1.68	\$6.32	79.00%	-51.00
31007191	IMP railway st	1.00	1.00	\$1.00	0.00	\$0.91	100.00%	525.00
31007245	York Tea Towel	7.00	70.00	\$10.00	42.00	\$21.63	33.99%	-3.00
31007252	C/COIN ALBUM	2.00	30.00	\$15.00	14.00	\$13.27	48.66%	4.00
31007269	COIN PLASTIC CAP	3.00	6.00	\$2.00	2.70	\$2.76	50.55%	25.00
31007276	COIN TAKINGS	75.00	150.00	\$2.00	0.00	\$136.36	100.00%	363.00
31007283	PostageAustStamp	1.00	0.60	\$0.60	0.60	\$0.00	0.00%	1.00
31007290	USED AUST STAMPS	2.00	8.00	\$4.00	0.00	\$7.27	100.00%	-3.00
31007320	Nuts Sand Con	2.00	24.00	\$12.00	18.00	\$3.82	17.51%	3.00
31007337	RoastnutsSanCon	2.00	24.00	\$12.00	17.00	\$4.82	22.09%	1.00
31007344	Raw nuts SandCon	1.00	11.00	\$11.00	8.00	\$2.00	20.00%	2.00
31007351	Dukkah Sand Con	2.00	12.00	\$6.00	9.00	\$1.90	17.43%	10.00
31007368	Seed Sand Con	2.00	20.00	\$10.00	16.00	\$4.00	20.00%	3.00
Group Total		203.00	717.10		285.34	369.19	56.41%	
Grand Totals		203.00	717.10		\$285.34	\$369.19	56.41%	

Plu Range: 0 to ZZZZZZZZZZZZ
Group Range: to SOUVENIRS
DATE Range 01/01/2014 - 31/01/2014
GST Included in Values