


**Visitor Count  
June 2012**

**ITEM 9.2.1  
APPENDIX A**

		10:00	11:00	12:00	1:00	2:00	3:00	Total	Accom
Friday	1/06/2012	10	15	7	14	3	9	58	10
Saturday	2/06/2012	No count due to Wine and Food Festival - through Town Hall Sat 22:40 & Sun							
Sunday	3/06/2012	6300							
Monday P/H	4/06/2012	22	20	40	24	24	4	134	5
Tuesday	5/06/2012	5	4	13	0	2	4	28	4
Wednesday	6/06/2012	1	5	3	2	10	6	27	5
Thursday	7/06/2012	6	3	11	12	6	0	38	10
Friday	8/06/2012	1	2	0	0	3	0	6	0
Saturday	9/06/2012	4	2	8	5	13	4	36	7
Sunday	10/06/2012	15	0	1	3	0	0	19	2
Monday	11/06/2012	5	4	0	0	2	2	13	2
Tuesday	12/06/2012	10	4	2	0	4	1	21	3
Wednesday	13/06/2012	6	8	8	0	2	0	24	4
Thursday	14/06/2012	15	4	2	2	4	0	27	1
Friday	15/06/2012	3	0	0	0	2	5	10	0
Saturday	16/06/2012	10	22	24	6	12	5	79	3
Sunday	17/06/2012	8	14	4	8	4	2	40	2
Monday	18/06/2012	2	3	0	0	2	0	7	1
Tuesday	19/06/2012	0	CLOSED	0	4	0	0	4	2
Wednesday	20/06/2012	2	4	4	1	0	4	15	3
Thursday	21/06/2012	4	1	3	0	3	0	11	1
Friday	22/06/2012	5	15	5	4	2	0	31	3
Saturday	23/06/2012	2	5	7	2	7	1	24	0
Sunday	24/06/2012	10	12	10	4	5		41	0
Monday	25/06/2012	3	6	5	5	1	1	21	0
Tuesday	26/06/2012	2	0	2	0	2	2	8	1
Wednesday	27/06/2012	2	0	2	0	1	4	9	2
Thursday	28/06/2012	2	4	0	0	2	2	10	0
Friday	29/06/2012	4	1	7	0	1	8	21	0
Saturday	30/06/2012	4	14	8	2	15	8	51	1
						<b>Total</b>		<b>813</b>	

2026 plus in 2011






# Transaction Summary

**ITEM 9.2.1  
 APPENDIX B**

Report Date Range 01/06/2012 to 30/06/2012

Description	Year To Date		Month To Date		Week To Date		Last Read	
	Quantity	Amount	Quantity	Amount	Quantity	Amount	Quantity	Amount
<b>Department Sales</b>	0.00	\$0.00	0.00	\$0.00	0.00	\$0.00	0.00	\$0.00
RETAIL	263.00	\$811.90	263.00	\$811.90	57.00	\$144.50	16.00	\$23.00
<b>Sales Summary</b>								
GROSS	264.00	\$814.90	264.00	\$814.90	57.00	\$144.50	16.00	\$23.00
NET	129.00	\$755.90	129.00	\$755.90	25.00	\$134.50	6.00	\$23.00
Average Sales \$	0.00	\$5.86	0.00	\$5.86	0.00	\$5.38	0.00	\$3.83
CUSTOMER	129.00	\$0.00	129.00	\$0.00	25.00	\$0.00	6.00	\$0.00
CASH IN DRWR	0.00	\$755.90	0.00	\$755.90	0.00	\$134.50	0.00	\$23.00
CANCEL	1.00	\$14.93	1.00	\$14.93	0.00	\$0.00	0.00	\$0.00
GST Included	0.00	\$73.74	0.00	\$73.74	0.00	\$13.14	0.00	\$2.09
TAXABLE AMT	0.00	\$737.16	0.00	\$737.16	0.00	\$131.36	0.00	\$20.91
Discount	0.00	\$59.00	0.00	\$59.00	0.00	\$10.00	0.00	\$0.00
<b>Transaction Summary</b>								
User Defined 06	129.00	\$755.90	129.00	\$755.90	25.00	\$134.50	6.00	\$23.00
DISCOUNT%	8.00	\$0.00	8.00	\$0.00	2.00	\$0.00	0.00	\$0.00
RECEIPT	2.00	\$25.06	2.00	\$25.06	0.00	\$0.00	0.00	\$0.00
User Defined 17	21.00	\$0.00	21.00	\$0.00	3.00	\$0.00	0.00	\$0.00
DISCOUNT \$	12.00	\$59.00	12.00	\$59.00	2.00	\$10.00	0.00	\$0.00



# Item Sales



Plu Number	Caption	Qty Sold	Dollar Sales	Average Price	Retail	Cost of Sales EX	\$ Profit	% Profit	On Hand
<b>0 - Group Sales</b>									
4	INTERNET 1/2HR	1.00	3.00	\$3.00	\$3.00	0.00	\$2.73	100.00%	-10.00
	<b>Group Total</b>	<b>1.00</b>	<b>3.00</b>			<b>0.00</b>	<b>2.73</b>	<b>100.00%</b>	
<b>2 - GENERAL</b>									
3	RETAIL	6.00	23.00	\$3.83	\$0.00	0.00	\$20.91	100.00%	-122.00
31000116	BOOK1stinlandTow	3.00	15.00	\$5.00	\$5.00	4.50	\$9.15	67.03%	15.00
31000192	PC AK-Town North	7.00	3.50	\$0.50	\$0.50	1.40	\$1.76	55.70%	186.00
31000208	PC AK-Town South	8.00	4.00	\$0.50	\$0.50	1.60	\$2.01	55.68%	234.00
31000215	PC AK-Sheep	1.00	0.50	\$0.50	\$0.50	0.20	\$0.25	55.56%	0.00
31000246	PC AKRailwaySket	2.00	1.00	\$0.50	\$0.50	0.20	\$0.70	77.78%	427.00
31000277	PC AKBygravesSke	1.00	0.50	\$0.50	\$0.50	0.10	\$0.35	77.78%	634.00
31000291	PC AK-Old Mill S	4.00	2.00	\$0.50	\$0.50	0.40	\$1.40	77.78%	172.00
31000338	BOOKRoadtoYorkAK	3.00	15.00	\$5.00	\$5.00	7.50	\$6.15	45.05%	7.00
31000345	PC AK-Railway	2.00	1.00	\$0.50	\$0.50	0.50	\$0.40	44.44%	65.00
31000604	CARDSCow-PR	6.00	15.00	\$2.50	\$2.50	14.22	-\$0.58	-4.25%	5.00
31000635	PC-DTCol	19.00	19.00	\$1.00	\$1.00	8.55	\$8.74	50.55%	276.00
31000642	PC-DTOldHosp	15.00	15.00	\$1.00	\$1.00	6.75	\$6.90	50.55%	137.00
31000727	CARDSSheep-PR	1.00	2.50	\$2.50	\$2.50	2.37	-\$0.10	-4.41%	1.00
31001649	STICKERJewel	4.00	2.40	\$0.60	\$0.60	2.00	\$0.19	8.68%	351.00
31001687	BADGEClothSP	3.00	15.00	\$5.00	\$5.00	7.44	\$6.21	45.49%	1.00
31001694	BADGE HAT Town H	1.00	6.00	\$6.00	\$6.00	2.37	\$3.08	56.51%	42.00
31001762	PC SB-Hay Stooks	1.00	0.50	\$0.50	\$0.50	0.20	\$0.25	55.56%	130.00
31001779	PC-Church Window	2.00	1.00	\$0.50	\$0.50	0.20	\$0.70	77.78%	3.00
31001793	PC-St PatricksDL	10.00	5.00	\$0.50	\$0.50	2.50	\$2.03	44.81%	1,047.00
31001809	PC-Railway SIDL	6.00	3.00	\$0.50	\$0.50	0.78	\$1.95	71.43%	1,373.00
31001816	PC-TownHallCDL	21.00	10.50	\$0.50	\$0.50	5.25	\$4.27	44.85%	827.00
31001823	PC-TownHallIDL	15.00	7.50	\$0.50	\$0.50	3.75	\$3.05	44.85%	1,098.00
31001830	PC-SB MiBakewell	2.00	1.00	\$0.50	\$0.50	0.40	\$0.50	55.56%	567.00
31001861	PC SWP-Masonic	3.00	1.50	\$0.50	\$0.50	0.30	\$1.05	77.78%	34.00
31001946	BIRTHDAY CALENDA	1.00	7.50	\$7.50	\$7.50	3.30	\$3.52	51.61%	8.00
31003025	BADGE HAT York R	1.00	6.00	\$6.00	\$6.00	2.37	\$3.08	56.51%	42.00
31003667	KEYRING SP	4.00	12.00	\$3.00	\$3.00	11.68	-\$0.77	-7.06%	5.00
31003681	CARDSCAT-PR	2.00	5.00	\$2.50	\$2.50	4.74	-\$0.20	-4.41%	4.00
31003698	CARDSDOG-PR	4.00	10.00	\$2.50	\$2.50	9.48	-\$0.39	-4.29%	2.00

Plu Number	Caption	Qty Sold	Dollar Sales	Average Price	Retail	Cost of Sales EX	\$ Profit	% Profit	On Hand
31003711	SOAP NH	1.00	4.50	\$4.50	\$4.50	2.50	\$1.59	38.88%	5.00
31003735	BOOK HERIT/WALK	2.00	12.00	\$6.00	\$6.00	0.00	\$10.90	100.00%	-33.00
31003742	SELF DRIVE TOUR	31.00	31.00	\$1.00	\$1.00	0.00	\$28.19	100.00%	-258.00
31003759	YORK BUSH BIRDS	3.00	3.00	\$1.00	\$1.00	0.00	\$2.73	100.00%	-43.00
31003766	WILDFLOWERS YORK	3.00	3.00	\$1.00	\$1.00	0.00	\$2.73	100.00%	-212.00
31003780	MAGNET YORK	8.00	36.00	\$4.50	\$4.50	12.00	\$20.72	63.33%	68.00
31003797	STAMPS USED	2.00	5.00	\$2.50	\$2.50	0.00	\$4.54	100.00%	-6.00
31006828	TEA TOWEL TOWNHA	3.00	30.00	\$10.00	\$10.00	19.65	\$7.62	27.94%	41.00
31006842	JUMPER COWL GREY	5.00	75.00	\$15.00	\$15.00	44.00	\$24.19	35.47%	6.00
31006910	BOOK MARWICKS	1.00	25.00	\$25.00	\$25.00	15.00	\$7.73	34.01%	5.00
31006927	PC-COWSHEEP	6.00	6.00	\$1.00	\$1.00	2.70	\$2.76	50.55%	130.00
31006934	PC- PENNY FARTHI	3.00	3.00	\$1.00	\$1.00	1.35	\$1.38	50.55%	125.00
31006941	PC- CANOLA FIELD	2.00	2.00	\$1.00	\$1.00	0.90	\$0.92	50.55%	135.00
31006972	PC RABBITSHED SD	3.00	3.00	\$1.00	\$1.00	0.00	\$2.73	100.00%	-11.00
31006989	PC AVONTCE SD	7.00	7.00	\$1.00	\$1.00	0.00	\$6.37	100.00%	-28.00
31006996	STUBBY HOLDERS	5.00	30.00	\$6.00	\$6.00	5.98	\$21.28	78.06%	87.00
31007009	TEASPOONS	2.00	12.00	\$6.00	\$6.00	3.58	\$7.32	67.16%	43.00
31007030	Jumper BlackPolo	3.00	57.00	\$19.00	\$19.00	26.40	\$25.41	49.04%	6.00
31007054	Jumper Purple	3.00	57.00	\$19.00	\$19.00	26.40	\$25.42	49.05%	2.00
31007061	Jumper Scarlet	1.00	19.00	\$19.00	\$19.00	8.80	\$8.47	49.04%	9.00
31007078	Jumper Red	2.00	38.00	\$19.00	\$19.00	17.60	\$16.94	49.04%	-1.00
31007085	Jumper Blue	1.00	19.00	\$19.00	\$19.00	8.80	\$8.47	49.04%	1.00
31007092	Jumper Cowl Asso	2.00	36.00	\$18.00	\$18.00	15.40	\$17.32	52.93%	5.00
31007108	YORK PENS	1.00	3.50	\$3.50	\$3.50	1.87	\$1.31	41.19%	249.00
2151041804077	JewellStand	1.00	20.00	\$20.00	\$20.00	17.50	\$0.68	3.74%	0.00
9319844302708	ZODIAC-HD	4.00	64.00	\$16.00	\$16.00	62.48	-\$4.30	-7.39%	-4.00
	<b>Group Total</b>	<b>263.00</b>	<b>811.90</b>			<b>397.96</b>	<b>339.98</b>	<b>46.07%</b>	
	<b>Grand Totals</b>	<b>264.00</b>	<b>814.90</b>			<b>397.96</b>	<b>\$342.71</b>	<b>46.27%</b>	

Plu Range: 0 to ZZZZZZZZZZZZZZ  
Group Range: to SOUVENIRS  
DATE Range 01/06/2012 - 30/06/2012  
GST Included in Values


# Transaction Summary



Report Date Range

01/06/2011 to 30/06/2011

Description	Year To Date		Month To Date		Week To Date		Last Read	
	Quantity	Amount	Quantity	Amount	Quantity	Amount	Quantity	Amount
	0.00	\$0.00	0.00	\$0.00	0.00	\$0.00	0.00	\$0.00
<b>Department Sales</b>								
RETAIL	228.00	\$1,029.55	228.00	\$1,029.55	59.00	\$317.65	3.00	\$23.45
<b>Sales Summary</b>								
GROSS	228.00	\$1,029.55	228.00	\$1,029.55	59.00	\$317.65	3.00	\$23.45
NET	133.00	\$969.90	133.00	\$969.90	42.00	\$315.20	3.00	\$23.45
Average Sales \$	0.00	\$7.29	0.00	\$7.29	0.00	\$7.50	0.00	\$7.82
CUSTOMER	133.00	\$0.00	133.00	\$0.00	42.00	\$0.00	3.00	\$0.00
CASH IN DRWR	0.00	\$945.90	0.00	\$945.90	0.00	\$315.20	0.00	\$23.45
CREDIT IN DR	0.00	\$24.00	0.00	\$24.00	0.00	\$0.00	0.00	\$0.00
GST Included	0.00	\$88.11	0.00	\$88.11	0.00	\$28.63	0.00	\$2.13
TAXABLE AMT	0.00	\$881.82	0.00	\$881.82	0.00	\$286.57	0.00	\$21.32
ROUND	0.00	\$0.03	0.00	\$0.03	0.00	\$0.00	0.00	\$0.00
Discount	0.00	\$59.62	0.00	\$59.62	0.00	\$2.45	0.00	\$0.00
<b>Transaction Summary</b>								
RECEIPT	2.00	\$0.00	2.00	\$0.00	1.00	\$0.00	0.00	\$0.00
% DISCOUNT	3.00	\$17.97	3.00	\$17.97	0.00	\$0.00	0.00	\$0.00
C A S H	134.00	\$945.90	134.00	\$945.90	43.00	\$315.20	3.00	\$23.45
NS	12.00	\$0.00	12.00	\$0.00	5.00	\$0.00	0.00	\$0.00
CORR	2.00	\$28.95	2.00	\$28.95	0.00	\$0.00	0.00	\$0.00
\$ DISCOUNT	10.00	\$41.65	10.00	\$41.65	2.00	\$2.45	0.00	\$0.00
C R E D I T	1.00	\$24.00	1.00	\$24.00	0.00	\$0.00	0.00	\$0.00



# Item Sales



Plu Number	Caption	Qty Sold	Dollar Sales	Average Price	Retail	Cost of Sales EX	\$ Profit	% Profit	On Hand
<b>0 - Group Sales</b>									
31000130	PC AK-DavisFamili	3.00	3.00	\$1.00	\$1.00	0.60	\$2.13	78.02%	0.00
31000147	PC AK-Firemen	1.00	1.00	\$1.00	\$1.00	0.20	\$0.71	78.02%	0.00
31000178	PC AK-Suspension	3.00	3.00	\$1.00	\$1.00	0.75	\$1.98	72.53%	0.00
31000239	PC AK-Shire Hors	3.00	3.00	\$1.00	\$1.00	0.75	\$1.98	72.53%	0.00
31002363	PLAQJESHang-HD	1.00	15.95	\$15.95	\$15.95	7.65	\$6.85	47.24%	0.00
31002431	SHIRT Kids Lime	2.00	23.90	\$11.95	\$11.95	14.86	\$6.86	31.58%	0.00
31002493	TT008 WA W/F GP	2.00	17.00	\$8.50	\$8.50	7.70	\$7.75	50.16%	0.00
31002509	TT003 AustW/F-GP	1.00	8.50	\$8.50	\$8.50	3.85	\$3.88	50.19%	0.00
31002615	BEAR Family TR	1.00	1.50	\$1.50	\$1.50	0.83	\$0.53	38.97%	0.00
31003421	CARDSGiftShaker	1.00	12.50	\$12.50	\$12.50	11.00	\$0.36	3.17%	0.00
4741980001842	MAGNETTempSP	4.00	26.00	\$6.50	\$6.50	13.00	\$10.64	45.01%	0.00
9314777228484	DOORSTOPAnimal	1.00	20.00	\$20.00	\$20.00	15.95	\$2.23	12.27%	0.00
9319844310987	BUDDHA Happy	1.00	29.95	\$29.95	\$29.95	15.62	\$11.61	42.64%	0.00
9319844316194	BALLERINA SIT-HD	3.00	8.50	\$2.83	\$2.50	6.60	\$1.12	14.51%	0.00
9330516009787	VJ EAR Teardrop	1.00	14.95	\$14.95	\$14.95	6.30	\$7.29	53.64%	0.00
9330516013692	VJ PEND IR HEART	1.00	29.95	\$29.95	\$29.95	12.60	\$14.63	53.73%	0.00
9330516035366	VJ NLACE IR	1.00	19.95	\$19.95	\$19.95	8.40	\$9.74	53.69%	0.00
9330516047383	VJ PENDGlassOval	1.00	39.95	\$39.95	\$39.95	17.51	\$18.81	51.79%	0.00
9333630012084	PIG SaltPepper	1.00	10.00	\$10.00	\$10.00	7.65	\$1.44	15.84%	0.00
9781875737574	MAPQPA GAS PIL B	1.00	11.95	\$11.95	\$11.95	5.47	\$5.39	49.63%	0.00
9781876723309	BOOKTravelFunQPA	2.00	15.90	\$7.95	\$7.95	9.94	\$4.52	31.26%	0.00
	<b>Group Total</b>	<b>35.00</b>	<b>316.45</b>			<b>167.23</b>	<b>120.45</b>	<b>41.87%</b>	
<b>2 - GENERAL</b>									
3	RETAIL	8.00	29.50	\$3.69	\$0.00	0.00	\$26.82	100.00%	-122.00
31000116	BOOK1stinlandTow	3.00	18.00	\$6.00	\$6.00	12.00	\$4.35	26.61%	15.00
31000192	PC AK-Town North	1.00	1.00	\$1.00	\$1.00	0.20	\$0.71	78.02%	191.00
31000208	PC AK-Town South	3.00	3.00	\$1.00	\$1.00	0.60	\$2.13	78.02%	238.00
31000253	PC AK-SettlersSk	1.00	1.00	\$1.00	\$1.00	0.10	\$0.81	89.01%	176.00
31000291	PC AK-Old Mill S	3.00	3.00	\$1.00	\$1.00	0.30	\$2.43	89.01%	172.00
31000338	BOOKRoadtoYorkAK	10.00	40.00	\$4.00	\$4.00	25.00	\$11.38	31.28%	7.00
31000345	PC AK-Railway	5.00	5.00	\$1.00	\$1.00	1.25	\$3.30	72.53%	66.00
31000635	PC-DTCol	19.00	19.00	\$1.00	\$1.00	8.55	\$8.74	50.55%	281.00
31000642	PC-DTOldHosp	14.00	14.00	\$1.00	\$1.00	6.30	\$6.44	50.55%	141.00

Plu Number	Caption	Qty Sold	Dollar Sales	Average Price	Retail	Cost of Sales EX	\$ Profit	% Profit	On Hand
31000666	CAPs GP EMBR	2.00	21.90	\$10.95	\$10.95	13.10	\$6.80	34.17%	46.00
31001090	KEYRING Shinny	1.00	5.00	\$5.00	\$5.00	2.80	\$1.75	38.46%	0.00
31001649	STICKERJewel	3.00	4.50	\$1.50	\$1.50	1.50	\$2.59	63.33%	351.00
31001663	TEASPOON SP	2.00	14.00	\$7.00	\$7.00	5.82	\$6.90	54.25%	50.00
31001670	STUBBY SP	1.00	7.95	\$7.95	\$7.95	4.35	\$2.88	39.83%	0.00
31001687	BADGEClothSP	6.00	30.00	\$5.00	\$5.00	14.88	\$12.41	45.47%	1.00
31001762	PC SB-Hay Stooks	1.00	1.00	\$1.00	\$1.00	0.20	\$0.71	78.02%	131.00
31001779	PC-Church Window	1.00	1.00	\$1.00	\$1.00	0.10	\$0.81	89.01%	3.00
31001793	PC-St PatricksDL	5.00	5.00	\$1.00	\$1.00	1.25	\$3.30	72.53%	1,052.00
31001809	PC-Railway SIDL	1.00	1.00	\$1.00	\$1.00	0.13	\$0.78	85.71%	1,375.00
31001816	PC-TownHallICDL	10.00	10.00	\$1.00	\$1.00	2.50	\$6.60	72.53%	831.00
31001823	PC-TownHallIDL	5.00	5.00	\$1.00	\$1.00	1.25	\$3.30	72.53%	1,103.00
31001946	BIRTHDAY CALEND	4.00	30.00	\$7.50	\$7.50	13.20	\$14.08	51.61%	8.00
31002103	BOOKCemetery Wal	1.00	15.00	\$15.00	\$15.00	10.00	\$3.64	26.69%	5.00
31003025	BADGE York Rose	6.00	36.00	\$6.00	\$6.00	13.86	\$18.86	57.64%	42.00
31003735	BOOKHERIT/WALK	6.00	36.00	\$6.00	\$6.00	0.00	\$32.72	100.00%	-32.00
31003742	SELF DRIVE TOUR	33.00	33.00	\$1.00	\$1.00	0.00	\$30.01	100.00%	-254.00
31003759	YORK BUSH BIRDS	2.00	2.00	\$1.00	\$1.00	0.00	\$1.82	100.00%	-43.00
31003766	WILDFLOWERS YORK	2.00	2.00	\$1.00	\$1.00	0.00	\$1.82	100.00%	-212.00
31003773	BOOK ACTIVITY YK	3.00	15.00	\$5.00	\$5.00	0.00	\$13.64	100.00%	7.00
31003780	MAGNET YORK	13.00	64.35	\$4.95	\$4.95	19.50	\$39.00	66.67%	71.00
31003797	STAMPS USED	2.00	5.00	\$2.50	\$2.50	0.00	\$4.54	100.00%	-3.00
31003803	BOOK CWA COOK	4.00	70.00	\$17.50	\$17.50	48.00	\$15.64	24.58%	6.00
31006828	TT TOWNHALL	7.00	70.00	\$10.00	\$10.00	45.85	\$17.78	27.94%	43.00
31006835	BOOKHorseHeyDay	2.00	49.90	\$24.95	\$24.95	34.00	\$11.36	25.04%	6.00
9319844302708	ZODIAC-HD	2.00	40.00	\$20.00	\$20.00	31.24	\$5.12	14.08%	-4.00
9780731234165	BOOK101Wildflowe	1.00	5.00	\$5.00	\$5.00	4.00	\$0.55	12.09%	0.00
	<b>Group Total</b>	<b>193.00</b>	<b>713.10</b>			<b>321.83</b>	<b>326.52</b>	<b>50.36%</b>	
	<b>Grand Totals</b>	<b>228.00</b>	<b>1,029.55</b>			<b>\$489.06</b>	<b>\$446.97</b>	<b>47.75%</b>	

Plu Range: 0 to ZZZZZZZZZZZZZZ  
Group Range: to SOUVENIRS  
DATE Range 01/06/2011 - 30/06/2011  
GST Included in Values