


**Visitor Count
April 2013**

**ITEM 9.2.2
APPENDIX A**

		10:00	11:00	12:00	1:00	2:00	3:00	Total	Maps	Accom.	
Monday	1/04/2013	25	23	32	34	18	12	144	105	4	
Tuesday	2/04/2013	2	3	4	0	0	3	12	0	1	
Wednesday	3/04/2013	4	11	10	0	3	2	30	0	2	
Thursday	4/04/2013	4	4	0	0	7	7	22	0	1	
Friday	5/04/2013	2	2	3	0	2	2	11	0	4	
Saturday	6/04/2013	18	4	4	0	4	7	37	30	0	
Sunday	7/04/2013	19	4	10	0	4	10	47	0	2	
Monday	8/04/2013	10	3	2	0	4	3	22	0	1	
Tuesday	9/04/2013	5	1	2	0	4	0	12	0	0	
Wednesday	10/04/2013	4	2	6	4	5	5	26	0	0	
Thursday	11/04/2013	5	2	3	0	0	0	10	0	0	
Friday	12/04/2013	3	2	1	0	4	5	15	10	3	
Saturday	13/04/2013	8	6	10	10	4	1	39	20	3	
Sunday	14/04/2013	15	10	7	10	0	0	42	0	0	
Monday	15/04/2013	4	4	2	0	0	4	14	15	0	
Tuesday	16/04/2013	6	8	0	2	4	4	24	15	0	
Wednesday	17/04/2013	5	4	0	2	0	2	13	0	0	
Thursday	18/04/2013	8	0	5	2	5	2	22	30	0	
Friday	19/04/2013	7	11	6	0	2	2	28	0	0	
Saturday	20/04/2013	12	6	3	2	10	5	38	15	0	
Sunday	21/04/2013	Motorcycle Festival - No count was taken too many								45	0
Monday	22/04/2013	8	2	2	3	2	4	21	0	3	
Tuesday	23/04/2013	4	9	8	2	4	7	34	25	3	
Wednesday	24/04/2013	5	6	9	0	3	3	26	0	2	
Thursday	25/04/2013	2	19	18	8	3	5	55	15	0	
Friday	26/04/2013	12	11	9	3	2	5	42	10	2	
Saturday	27/04/2013	12	27	9	5	3	13	57	35	7	
Sunday	28/04/2013	10	19	8	0	7	6	40	0	5	
Monday	29/04/2013	5	4	4	2	2	4	21	0	2	
Tuesday	30/04/2013	3	4	11	2	3	6	26	0	2	
						TOTAL		930	370	47	

1119 in 2012



YORK INFORMATION SERVICES

Discover York here!

York Town Hall , 81 Avon Terrace
P.O. Box 22 York WA 6302
Tel. 08 9641 1301 Fax. 9641 2202
e: info@york.wa.gov.au www.york.wa.gov.au




Transaction Summary

**ITEM 9.2.2
 APPENDIX B**

Report Date Range 01/04/2013 to 30/04/2013

Description	<u>Year To Date</u>		<u>Month To Date</u>		<u>Week To Date</u>		<u>Last Read</u>	
	Quantity	Amount	Quantity	Amount	Quantity	Amount	Quantity	Amount
Department Sales	0.00	\$0.00	0.00	\$0.00	0.00	\$0.00	0.00	\$0.00
RETAIL	216.00	\$756.60	216.00	\$756.60	61.00	\$281.50	9.00	\$22.00
OTHER	20.00	\$40.00	20.00	\$40.00	4.00	\$8.00	0.00	\$0.00
Sales Summary								
GROSS	238.00	\$802.60	238.00	\$802.60	65.00	\$289.50	9.00	\$22.00
NET	125.00	\$778.60	125.00	\$778.60	36.00	\$269.50	4.00	\$22.00
Average Sales \$	0.00	\$6.23	0.00	\$6.23	0.00	\$7.49	0.00	\$5.50
CUSTOMER	125.00	\$0.00	125.00	\$0.00	36.00	\$0.00	4.00	\$0.00
CASH IN DRWR	0.00	\$778.60	0.00	\$778.60	0.00	\$269.50	0.00	\$22.00
GST Included	0.00	\$69.02	0.00	\$69.02	0.00	\$25.63	0.00	\$2.00
TAXABLE AMT	0.00	\$689.58	0.00	\$689.58	0.00	\$255.87	0.00	\$20.00
Discount	0.00	\$24.00	0.00	\$24.00	0.00	\$20.00	0.00	\$0.00
Transaction Summary								
User Defined 06	125.00	\$778.60	125.00	\$778.60	36.00	\$269.50	4.00	\$22.00
DISCOUNT%	3.00	\$0.00	3.00	\$0.00	2.00	\$0.00	0.00	\$0.00
User Defined 17	23.00	\$0.00	23.00	\$0.00	8.00	\$0.00	0.00	\$0.00
DISCOUNT \$	3.00	\$24.00	3.00	\$24.00	2.00	\$20.00	0.00	\$0.00




Transaction Summary



Report Date Range 01/04/2012 to 30/04/2012

Description	Year To Date		Month To Date		Week To Date		Last Read	
	Quantity	Amount	Quantity	Amount	Quantity	Amount	Quantity	Amount
Department Sales	0.00	\$0.00	0.00	\$0.00	0.00	\$0.00	0.00	\$0.00
RETAIL	345.00	\$991.60	345.00	\$991.60	73.00	\$205.70	8.00	\$11.50
Sales Summary								
GROSS	351.00	\$1,009.60	351.00	\$1,009.60	75.00	\$211.70	8.00	\$11.50
NET	180.00	\$995.10	180.00	\$995.10	36.00	\$199.70	3.00	\$11.50
Average Sales \$	0.00	\$5.53	0.00	\$5.53	0.00	\$5.55	0.00	\$3.83
CUSTOMER	180.00	\$0.00	180.00	\$0.00	36.00	\$0.00	3.00	\$0.00
CASH IN DRWR	0.00	\$995.10	0.00	\$995.10	0.00	\$199.70	0.00	\$11.50
CANCEL	1.00	\$19.00	1.00	\$19.00	1.00	\$19.00	0.00	\$0.00
GST Included	0.00	\$90.95	0.00	\$90.95	0.00	\$18.71	0.00	\$1.04
TAXABLE AMT	0.00	\$910.15	0.00	\$910.15	0.00	\$186.99	0.00	\$10.46
Discount	0.00	\$14.50	0.00	\$14.50	0.00	\$12.00	0.00	\$0.00
Transaction Summary								
User Defined 06	182.00	\$995.10	182.00	\$995.10	36.00	\$199.70	3.00	\$11.50
DISCOUNT%	7.00	\$0.00	7.00	\$0.00	1.00	\$0.00	0.00	\$0.00
RECEIPT	3.00	\$10.06	3.00	\$10.06	1.00	\$0.06	0.00	\$0.00
User Defined 17	34.00	\$0.00	34.00	\$0.00	12.00	\$0.00	1.00	\$0.00
DISCOUNT \$	3.00	\$14.50	3.00	\$14.50	2.00	\$12.00	0.00	\$0.00



Item Sales



Plu Number	Caption	Qty Sold	Dollar Sales	Average Price	Retail	Cost of Sales EX	\$ Profit	% Profit	On Hand
0 - Group Sales									
4	INTERNET 1/2HR	2.00	6.00	\$3.00	\$3.00	0.00	\$5.46	100.00%	-7.00
Group Total		2.00	6.00			0.00	5.46	100.00%	
2 - GENERAL									
3	RETAIL	2.00	26.00	\$13.00	\$0.00	0.00	\$23.64	100.00%	-162.00
13007218	IMP IMP hotel	1.00	1.00	\$1.00	\$1.00	0.00	\$0.91	100.00%	304.00
13007225	A/G Jackets	5.00	150.00	\$30.00	\$30.00	85.80	\$50.56	37.08%	31.00
31000192	PC AK-Town North	11.00	5.50	\$0.50	\$0.50	2.20	\$2.79	55.91%	60.00
31000208	PC AK-Town South	8.00	4.00	\$0.50	\$0.50	1.60	\$2.01	55.68%	147.00
31000253	PC AK-SettlersSk	1.00	0.50	\$0.50	\$0.50	0.10	\$0.35	77.78%	153.00
31000277	PC AKByGravesSke	1.00	0.50	\$0.50	\$0.50	0.10	\$0.35	77.78%	613.00
31000291	PC AK-Old Mill S	2.00	1.00	\$0.50	\$0.50	0.20	\$0.70	77.78%	135.00
31000338	BOOKRoadtoYorkAK	5.00	25.00	\$5.00	\$5.00	12.50	\$10.25	45.05%	9.00
31000635	PC-DTCoi	13.00	13.00	\$1.00	\$1.00	5.85	\$5.98	50.55%	157.00
31000642	PC-DTOldHosp	10.00	10.00	\$1.00	\$1.00	4.50	\$4.60	50.55%	94.00
31000666	CAPS	7.00	77.00	\$11.00	\$11.00	46.20	\$23.80	34.00%	46.00
31001649	STICKERJewel	1.00	0.60	\$0.60	\$0.60	0.50	\$0.05	9.09%	312.00
31001687	BADGE Cloth Town	2.00	10.00	\$5.00	\$5.00	4.96	\$4.14	45.49%	77.00
31001694	BADGE HAT Town H	5.00	30.00	\$6.00	\$6.00	13.25	\$14.00	51.38%	94.00
31001762	PC SB-Hay Stooks	5.00	2.50	\$0.50	\$0.50	1.00	\$1.25	55.56%	102.00
31001793	PC-St PatricksDL	6.00	3.00	\$0.50	\$0.50	1.50	\$1.21	44.65%	982.00
31001809	PC-Railway SIDL	2.00	1.00	\$0.50	\$0.50	0.26	\$0.64	71.11%	1,341.00
31001816	PC-TownHallCDL	19.00	9.50	\$0.50	\$0.50	4.75	\$3.86	44.83%	675.00
31001823	PC-TownHallDL	12.00	6.00	\$0.50	\$0.50	3.00	\$2.44	44.85%	984.00
31001830	PC-SB MIBakewell	7.00	3.50	\$0.50	\$0.50	1.40	\$1.76	55.70%	538.00
31002233	BOOKFour Julias	1.00	18.00	\$18.00	\$18.00	12.50	\$3.86	23.59%	6.00
31003025	BADGE HAT York R	5.00	30.00	\$6.00	\$6.00	11.85	\$15.40	56.51%	23.00
31003735	BOOK HERITWALK	4.00	24.00	\$6.00	\$6.00	0.00	\$21.81	100.00%	-60.00
31003742	SELF DRIVE TOUR	11.00	11.00	\$1.00	\$1.00	0.00	\$10.01	100.00%	-373.00
31003766	WILDFLOWERS YORK	1.00	1.00	\$1.00	\$1.00	0.00	\$0.91	100.00%	-318.00
31003773	BOOK ACTIVITY YK	1.00	5.00	\$5.00	\$5.00	0.00	\$4.55	100.00%	5.00
31003780	MAGNET YORK	10.00	45.00	\$4.50	\$4.50	15.00	\$25.90	63.33%	48.00
31006828	TEA TOWEL TOWNHA	3.00	30.00	\$10.00	\$10.00	19.65	\$7.62	27.94%	15.00
31006835	BOOKHorseHeyDay	1.00	25.00	\$25.00	\$25.00	17.00	\$5.73	25.21%	5.00

Plu Number	Caption	Qty Sold	Dollar Sales	Average Price	Retail	Cost of Sales EX	\$ Profit	% Profit	On Hand
31006903	BOOK TOWNHALL	1.00	20.00	\$20.00	\$20.00	15.00	\$3.18	17.49%	3.00
31006910	BOOK MARWICKS	1.00	25.00	\$25.00	\$25.00	15.00	\$7.73	34.01%	4.00
31006927	PC-COWSHEEP	4.00	4.00	\$1.00	\$1.00	1.80	\$1.84	50.55%	89.00
31006934	PC-PENNY FARTHI	2.00	2.00	\$1.00	\$1.00	0.90	\$0.92	50.55%	100.00
31006941	PC-CANOLA FIELD	4.00	4.00	\$1.00	\$1.00	1.80	\$1.84	50.55%	88.00
31006989	PC AVONTCE SD	6.00	6.00	\$1.00	\$1.00	0.00	\$5.46	100.00%	404.00
31006996	STUBBY HOLDERS	10.00	60.00	\$6.00	\$6.00	29.90	\$24.62	45.16%	4.00
31007009	TEASPOONS	2.00	12.00	\$6.00	\$6.00	7.16	\$3.74	34.31%	20.00
31007108	YORK PENS	4.00	14.00	\$3.50	\$3.50	7.48	\$5.24	41.19%	192.00
31007115	AG POLO T-SHIRTS	1.00	22.00	\$22.00	\$22.00	13.06	\$6.94	34.70%	25.00
31007122	PC AK - SWING BR	2.00	2.00	\$1.00	\$1.00	0.46	\$1.36	74.73%	27.00
31007139	PC AK - TRUCK HA	3.00	3.00	\$1.00	\$1.00	0.69	\$2.04	74.73%	8.00
31007146	PC AK - FIREMAN	1.00	1.00	\$1.00	\$1.00	0.23	\$0.68	74.73%	34.00
31007160	PC AK OLIVE&CANO	11.00	11.00	\$1.00	\$1.00	4.95	\$5.06	50.55%	23.00
31007177	PC AK - RAILWAY	2.00	2.00	\$1.00	\$1.00	0.46	\$1.36	74.73%	37.00
31007184	BOTTLED WATER	20.00	40.00	\$2.00	\$2.00	8.40	\$31.60	79.00%	33.00
	Group Total	<u>236.00</u>	<u>796.60</u>			<u>372.96</u>	<u>354.69</u>	<u>48.74%</u>	
	Grand Totals	<u>238.00</u>	<u>802.60</u>			<u>\$372.96</u>	<u>\$360.15</u>	<u>49.13%</u>	

Plu Range: 0 to ZZZZZZZZZZZZ
Group Range: to SOUVENIRS
DATE Range 01/04/2013 - 30/04/2013
GST Included in Values

Item Sales



Plu Number	Caption	Qty Sold	Dollar Sales	Average Price	Retail	Cost of Sales EX	\$ Profit	% Profit	On Hand
0 - Group Sales									
4	INTERNET 1/2HR	6.00	18.00	\$3.00	\$3.00	0.00	\$16.38	100.00%	-7.00
31001038	PAPERWEIGHTS LG	1.00	20.00	\$20.00	\$20.00	18.15	\$0.03	0.17%	0.00
31001670	STUBBY SP	11.00	59.00	\$5.36	\$6.00	47.82	\$5.82	10.85%	0.00
31001779	PC-Church Window	1.00	0.50	\$0.50	\$0.50	0.10	\$0.35	77.78%	0.00
31003445	CARDGreetShaker	1.00	7.50	\$7.50	\$7.50	7.00	-\$0.18	-2.64%	0.00
31003667	KEYRING SP	2.00	6.00	\$3.00	\$3.00	5.84	-\$0.38	-6.96%	0.00
31003711	SOAP NH	3.00	13.50	\$4.50	\$4.50	7.50	\$4.77	38.88%	0.00
31003728	SOAP MIT NH	1.00	8.50	\$8.50	\$8.50	5.00	\$2.73	35.32%	0.00
2151041804077	JewelStand	1.00	20.00	\$20.00	\$20.00	17.50	\$0.68	3.74%	0.00
9919844302708	ZODIAC-HD	4.00	64.00	\$16.00	\$16.00	62.48	-\$4.29	-7.37%	0.00
	Group Total	31.00	217.00			171.39	25.91	13.13%	
2 - GENERAL									
3	RETAIL	14.00	23.50	\$1.68	\$0.00	0.00	\$21.37	100.00%	-162.00
31000116	BOOK1stinlandTow	4.00	20.00	\$5.00	\$5.00	6.00	\$12.19	67.01%	1.00
31000192	PC AK-Town North	8.00	4.00	\$0.50	\$0.50	1.60	\$2.00	55.56%	60.00
31000208	PC AK-Town South	8.00	4.00	\$0.50	\$0.50	1.60	\$2.01	55.68%	147.00
31000215	PC AK-Sheep	3.00	1.50	\$0.50	\$0.50	0.60	\$0.76	55.88%	0.00
31000246	PC AKRailwaySket	2.00	1.00	\$0.50	\$0.50	0.20	\$0.70	77.78%	395.00
31000291	PC AK-Old Mill S	4.00	2.00	\$0.50	\$0.50	0.40	\$1.40	77.78%	135.00
31000338	BOOKRoadtoYorkAK	2.00	10.00	\$5.00	\$5.00	5.00	\$4.10	45.05%	9.00
31000345	PC AK-Railway	3.00	1.50	\$0.50	\$0.50	0.75	\$0.60	44.44%	55.00
31000635	PC-DTCol	28.00	28.00	\$1.00	\$1.00	12.60	\$12.88	50.55%	157.00
31000642	PC-DTOldHosp	27.00	27.00	\$1.00	\$1.00	12.15	\$12.42	50.55%	94.00
31000666	CAPs GP EMBR	7.00	77.00	\$11.00	\$11.00	46.20	\$23.80	34.00%	46.00
31000826	BOOK York Sketch	1.00	20.00	\$20.00	\$20.00	15.00	\$3.18	17.49%	8.00
31001649	STICKERJewel	11.00	6.60	\$0.60	\$0.60	5.50	\$0.54	8.94%	312.00
31001687	BADGEClothSP	3.00	15.00	\$5.00	\$5.00	7.44	\$6.21	45.49%	77.00
31001694	BADGE TOWN HALL	1.00	6.00	\$6.00	\$6.00	2.37	\$3.08	56.51%	94.00
31001762	PC SB-Hay Stooks	1.00	0.50	\$0.50	\$0.50	0.20	\$0.25	55.56%	102.00
31001793	PC-St PatricksDL	17.00	8.50	\$0.50	\$0.50	4.25	\$3.45	44.81%	982.00
31001809	PC-Railway SIDL	1.00	0.50	\$0.50	\$0.50	0.13	\$0.32	71.11%	1,341.00
31001816	PC-TownHallICDL	26.00	13.00	\$0.50	\$0.50	6.50	\$5.28	44.82%	675.00
31001823	PC-TownHallIDL	15.00	7.50	\$0.50	\$0.50	3.75	\$3.03	44.69%	984.00

Plu Number	Caption	Qty Sold	Dollar Sales	Average Price	Retail	Cost of Sales EX	\$ Profit	% Profit	On Hand
31001830	PC-SB MBakewell	3.00	1.50	\$0.50	\$0.50	0.60	\$0.76	55.88%	538.00
31001847	PC SB-Avon River	4.00	2.00	\$0.50	\$0.50	0.80	\$1.01	55.80%	196.00
31001946	BIRTHDAY CALENDA	2.00	15.00	\$7.50	\$7.50	6.60	\$7.04	51.61%	3.00
31002103	BOOKCemetery Wal	1.00	15.00	\$15.00	\$15.00	10.00	\$3.64	26.69%	7.00
31002233	BOOKFour Julias	1.00	18.00	\$18.00	\$18.00	12.50	\$3.86	23.59%	6.00
31003025	BADGE York Rose	2.00	12.00	\$6.00	\$6.00	4.74	\$6.16	56.51%	23.00
31003735	BOOK HERIT/WALK	1.00	6.00	\$6.00	\$6.00	0.00	\$5.45	100.00%	-60.00
31003742	SELF DRIVE TOUR	35.00	35.00	\$1.00	\$1.00	0.00	\$31.84	100.00%	-373.00
31003759	YORK BUSH BIRDS	3.00	3.00	\$1.00	\$1.00	0.00	\$2.73	100.00%	-56.00
31003766	WILDFLOWERS YORK	4.00	4.00	\$1.00	\$1.00	0.00	\$3.64	100.00%	-318.00
31003780	MAGNET YORK	19.00	85.50	\$4.50	\$4.50	28.50	\$49.21	63.33%	48.00
31003797	STAMPS USED	4.00	10.00	\$2.50	\$2.50	0.00	\$9.09	100.00%	11.00
31003803	BOOK CWA COOK	1.00	17.50	\$17.50	\$17.50	12.00	\$3.91	24.58%	5.00
31006828	TT TOWNHALL	5.00	50.00	\$10.00	\$10.00	32.75	\$12.70	27.94%	15.00
31006835	BOOKHorseHeyDay	2.00	50.00	\$25.00	\$25.00	34.00	\$11.46	25.21%	5.00
31006873	HAND TOWEL BD	1.00	15.00	\$15.00	\$15.00	10.00	\$3.64	26.69%	0.00
31006910	BOOK MARWICKS	3.00	75.00	\$25.00	\$25.00	45.00	\$23.18	34.00%	4.00
31006927	PC-COWSHEEP	5.00	5.00	\$1.00	\$1.00	2.25	\$2.30	50.55%	89.00
31006934	PC-PENNY FARTHI	11.00	11.00	\$1.00	\$1.00	4.95	\$5.06	50.55%	100.00
31006941	PC-CANOLA FIELD	4.00	4.00	\$1.00	\$1.00	1.80	\$1.84	50.55%	88.00
31006965	T-SHIRT	1.00	15.00	\$15.00	\$15.00	0.00	\$13.64	100.00%	7.00
31006972	PC RABBITSHED SD	6.00	6.00	\$1.00	\$1.00	0.00	\$5.46	100.00%	477.00
31006989	PC AVONTCE SD	10.00	10.00	\$1.00	\$1.00	0.00	\$9.10	100.00%	404.00
31006996	STUBBY HOLDERS	2.00	12.00	\$6.00	\$6.00	0.00	\$10.90	100.00%	4.00
31007009	TEASPOONS	3.00	18.00	\$6.00	\$6.00	0.00	\$16.36	100.00%	20.00
31007016	BOOKS ABORIGINES	1.00	20.00	\$20.00	\$20.00	0.00	\$18.18	100.00%	3.00
Group Total		320.00	792.60			338.73	381.73	52.98%	
Grand Totals		351.00	1,009.60			\$510.12	\$407.64	44.42%	

Plu Range: 0 to ZZZZZZZZZZZZ

Group Range: to SOUVENIRS

DATE Range 01/04/2012 - 30/04/2012

GST Included in Values