

## Visitor Count October 2012

ITEM 9.2.6  
APPENDIX A

		10:00	11:00	12:00	1:00	2:00	3:00	Total	Maps	Accom.
Monday P/H	1/10/2012	29	13	9	0	18	18	87	35	2
Tuesday	2/10/2012	8	12	5	2	6	7	40	20	3
Wednesday	3/10/2012	8	12	8	0	18	1	47	25	2
Thursday	4/10/2012	10	12	5	2	10	5	44	30	4
Friday	5/10/2012	12	15	18	3	15	12	75	30	10
Saturday	6/10/2012	30	30	40	6	32	2	140	40	13
Sunday	7/10/2012	19	11	7	2	15	12	66	30	5
Monday	8/10/2012	18	8	13	10	10	15	74	20	2
Tuesday	9/10/2012	20	12	5	2	8	8	55	20	3
Wednesday	10/10/2012	12	13	4	0	9	2	40	45	4
Thursday	11/10/2012	6	18	4	0	8	16	52	30	3
Friday	12/10/2012	4	19	5	2	2	4	36	30	3
Saturday	13/10/2012	31	16	15	4	3	2	71	30	0
Sunday	14/10/2012	29	16	5	0	3	3	56	15	2
Monday	15/10/2012	8	9	6	6	2	2	33	10	2
Tuesday	16/10/2012	8	12	13	2	4	2	41	30	1
Wednesday	17/10/2012	8	5	6	4	0	2	25	20	2
Thursday	18/10/2012	3	0	4	0	0	2	9	10	1
Friday	19/10/2012	6	6	4	0	2	4	22	20	2
Saturday	20/10/2012	12	4	0	0	0	0	16	10	3
Sunday	21/10/2012	11	16	6	1	9	0	43	30	1
Monday	22/10/2012	6	13	10	0	10	9	48	20	1
Tuesday	23/10/2012	9	2	6	0	8	6	31	10	3
Wednesday	24/10/2012	6	2	3	2	0	3	16	0	8
Thursday	25/10/2012	8	8	10	3	3	0	32	10	4
Friday	26/10/2012	16	8	4	2	3	0	33	10	2
Saturday	27/10/2012	5	19	16	13	0	8	61	20	5
Sunday	28/10/2012	8	2	10	2	3	0	25	0	2
Monday	29/10/2012	3	12	0	3	1	0	19	0	1
Tuesday	30/10/2012	9	2	7	6	3	0	27	20	3
Wednesday	31/10/2012	3	7	3	3	0	4	20	10	4
<b>Total</b>								<b>1384</b>	630	101

2852 in 2011





# Transaction Summary




ITEM 9.2.6  
 APPENDIX B

Report Date Range

01/10/2012 to 31/10/2012

Description	<u>Year To Date</u>		<u>Month To Date</u>		<u>Week To Date</u>		<u>Last Read</u>	
	Quantity	Amount	Quantity	Amount	Quantity	Amount	Quantity	Amount
<b>Department Sales</b>	0.00	\$0.00	0.00	\$0.00	0.00	\$0.00	0.00	\$0.00
RETAIL	382.00	\$1,172.30	382.00	\$1,172.30	43.00	\$171.10	0.00	\$0.00
<b>Sales Summary</b>								
GROSS	386.00	\$1,186.30	386.00	\$1,186.30	43.00	\$171.10	0.00	\$0.00
NET	189.00	\$1,181.30	189.00	\$1,181.30	28.00	\$171.10	0.00	\$0.00
Average Sales \$	0.00	\$6.25	0.00	\$6.25	0.00	\$6.11	0.00	\$0.00
CUSTOMER	189.00	\$0.00	189.00	\$0.00	28.00	\$0.00	0.00	\$0.00
CASH IN DRWR	0.00	\$1,121.30	0.00	\$1,121.30	0.00	\$171.10	0.00	\$0.00
CREDIT IN DR	0.00	\$60.00	0.00	\$60.00	0.00	\$0.00	0.00	\$0.00
GST Included	0.00	\$107.51	0.00	\$107.51	0.00	\$15.60	0.00	\$0.00
TAXABLE AMT	0.00	\$1,073.79	0.00	\$1,073.79	0.00	\$155.50	0.00	\$0.00
Discount	0.00	\$5.00	0.00	\$5.00	0.00	\$0.00	0.00	\$0.00
<b>Transaction Summary</b>								
User Defined 06	188.00	\$1,121.30	188.00	\$1,121.30	28.00	\$171.10	0.00	\$0.00
DISCOUNT%	2.00	\$0.00	2.00	\$0.00	0.00	\$0.00	0.00	\$0.00
RECEIPT	1.00	\$6.00	1.00	\$6.00	0.00	\$0.00	0.00	\$0.00
User Defined 17	27.00	\$0.00	27.00	\$0.00	10.00	\$0.00	0.00	\$0.00
User Defined 24	2.00	\$60.00	2.00	\$60.00	0.00	\$0.00	0.00	\$0.00
DISCOUNT \$	1.00	\$5.00	1.00	\$5.00	0.00	\$0.00	0.00	\$0.00




# Transaction Summary



Report Date Range 01/10/2012 to 31/10/2012

Description	Year To Date		Month To Date		Week To Date		Last Read	
	Quantity	Amount	Quantity	Amount	Quantity	Amount	Quantity	Amount
<b>Department Sales</b>	0.00	\$0.00	0.00	\$0.00	0.00	\$0.00	0.00	\$0.00
RETAIL	382.00	\$1,172.30	382.00	\$1,172.30	43.00	\$171.10	0.00	\$0.00
<b>Sales Summary</b>								
GROSS	386.00	\$1,186.30	386.00	\$1,186.30	43.00	\$171.10	0.00	\$0.00
NET	189.00	\$1,181.30	189.00	\$1,181.30	28.00	\$171.10	0.00	\$0.00
Average Sales \$	0.00	\$6.25	0.00	\$6.25	0.00	\$6.11	0.00	\$0.00
CUSTOMER	189.00	\$0.00	189.00	\$0.00	28.00	\$0.00	0.00	\$0.00
CASH IN DRWR	0.00	\$1,121.30	0.00	\$1,121.30	0.00	\$171.10	0.00	\$0.00
CREDIT IN DR	0.00	\$60.00	0.00	\$60.00	0.00	\$0.00	0.00	\$0.00
GST Included	0.00	\$107.51	0.00	\$107.51	0.00	\$15.60	0.00	\$0.00
TAXABLE AMT	0.00	\$1,073.79	0.00	\$1,073.79	0.00	\$155.50	0.00	\$0.00
Discount	0.00	\$5.00	0.00	\$5.00	0.00	\$0.00	0.00	\$0.00
<b>Transaction Summary</b>								
User Defined 06	188.00	\$1,121.30	188.00	\$1,121.30	28.00	\$171.10	0.00	\$0.00
DISCOUNT%	2.00	\$0.00	2.00	\$0.00	0.00	\$0.00	0.00	\$0.00
RECEIPT	1.00	\$6.00	1.00	\$6.00	0.00	\$0.00	0.00	\$0.00
User Defined 17	27.00	\$0.00	27.00	\$0.00	10.00	\$0.00	0.00	\$0.00
User Defined 24	2.00	\$60.00	2.00	\$60.00	0.00	\$0.00	0.00	\$0.00
DISCOUNT \$	1.00	\$5.00	1.00	\$5.00	0.00	\$0.00	0.00	\$0.00




# Transaction Summary



Report Date Range 01/10/2011 to 31/10/2011

Description	Year To Date		Month To Date		Week To Date		Last Read	
	Quantity	Amount	Quantity	Amount	Quantity	Amount	Quantity	Amount
<b>Department Sales</b>	0.00	\$0.00	0.00	\$0.00	0.00	\$0.00	0.00	\$0.00
RETAIL	362.00	\$1,813.85	362.00	\$1,813.85	103.00	\$397.45	6.00	\$18.50
<b>Sales Summary</b>								
GROSS	362.00	\$1,813.85	362.00	\$1,813.85	103.00	\$397.45	6.00	\$18.50
NET	210.00	\$1,752.60	210.00	\$1,752.60	51.00	\$390.50	6.00	\$18.50
Average Sales \$	0.00	\$8.35	0.00	\$8.35	0.00	\$7.66	0.00	\$3.08
CUSTOMER	210.00	\$0.00	210.00	\$0.00	51.00	\$0.00	6.00	\$0.00
CASH IN DRWR	0.00	\$1,752.60	0.00	\$1,752.60	0.00	\$390.50	0.00	\$18.50
CANCEL	1.00	\$33.90	1.00	\$33.90	0.00	\$0.00	0.00	\$0.00
GST Included	0.00	\$146.42	0.00	\$146.42	0.00	\$32.49	0.00	\$1.68
TAXABLE AMT	0.00	\$1,465.69	0.00	\$1,465.69	0.00	\$325.01	0.00	\$16.82
ROUND	0.00	\$0.01	0.00	\$0.01	0.00	\$0.00	0.00	\$0.00
Discount	0.00	\$61.24	0.00	\$61.24	0.00	\$6.95	0.00	\$0.00
<b>Transaction Summary</b>								
RECEIPT	3.00	\$0.00	3.00	\$0.00	0.00	\$0.00	0.00	\$0.00
% DISCOUNT	1.00	\$4.49	1.00	\$4.49	0.00	\$0.00	0.00	\$0.00
C A S H	212.00	\$1,752.60	212.00	\$1,752.60	51.00	\$390.50	6.00	\$18.50
R E F U N D	1.00	\$6.00	1.00	\$6.00	0.00	\$0.00	0.00	\$0.00
NS	14.00	\$0.00	14.00	\$0.00	2.00	\$0.00	1.00	\$0.00
CORR	3.00	\$11.00	3.00	\$11.00	0.00	\$0.00	0.00	\$0.00
\$ DISCOUNT	9.00	\$56.75	9.00	\$56.75	1.00	\$6.95	0.00	\$0.00



# Item Sales



Plu Number	Caption	Qty Sold	Dollar Sales	Average Price	Retail	Cost of Sales EX	\$ Profit	% Profit	On Hand
<b>0 - Group Sales</b>									
4	INTERNET 1/2HR	3.00	9.00	\$3.00	\$3.00	0.00	\$8.18	100.00%	-16.00
5	INTERNET 1HR	1.00	5.00	\$5.00	\$5.00	0.00	\$4.55	100.00%	-1.00
	<b>Group Total</b>	<b>4.00</b>	<b>14.00</b>			<b>0.00</b>	<b>12.73</b>	<b>100.00%</b>	
<b>2 - GENERAL</b>									
3	RETAIL	6.00	12.50	\$2.08	\$0.00	0.00	\$11.37	100.00%	-151.00
3	9780	6.00	20.00	\$3.33	\$0.00	0.00	\$18.18	100.00%	-151.00
31000116	BOOK1stInlandTow	2.00	10.00	\$5.00	\$5.00	3.00	\$6.10	67.03%	4.00
31000192	PC AK-Town North	16.00	8.00	\$0.50	\$0.50	3.20	\$4.05	55.86%	119.00
31000208	PC AK-Town South	13.00	6.50	\$0.50	\$0.50	2.60	\$3.29	55.86%	200.00
31000246	PC AKRailwaySket	6.00	3.00	\$0.50	\$0.50	0.60	\$2.12	77.94%	408.00
31000253	PC AK-SettlersSk	5.00	2.50	\$0.50	\$0.50	0.50	\$1.77	77.97%	162.00
31000277	PC AKBygravesSke	5.00	2.50	\$0.50	\$0.50	0.50	\$1.77	77.97%	619.00
31000291	PC AK-Old Mill S	9.00	4.50	\$0.50	\$0.50	0.90	\$3.19	78.00%	150.00
31000338	BOOKRoadtoYorkAK	3.00	15.00	\$5.00	\$5.00	7.50	\$6.15	45.05%	3.00
31000345	PC AK-Railway	1.00	0.50	\$0.50	\$0.50	0.25	\$0.20	44.44%	55.00
31000635	PC-DTCol	16.00	16.00	\$1.00	\$1.00	7.20	\$7.36	50.55%	215.00
31000642	PC-DTOldHosp	23.00	23.00	\$1.00	\$1.00	10.35	\$10.57	50.53%	66.00
31000666	CAPs GP EMBR	8.00	88.00	\$11.00	\$11.00	52.80	\$27.20	34.00%	31.00
31000826	BOOK York Sketch	1.00	20.00	\$20.00	\$20.00	15.00	\$3.18	17.49%	8.00
31001649	STICKERJewel	3.00	1.80	\$0.60	\$0.60	1.50	\$0.15	9.09%	338.00
31001687	BADGE Cloth Town	4.00	20.00	\$5.00	\$5.00	9.92	\$8.27	45.46%	86.00
31001694	BADGE HAT Town H	10.00	60.00	\$6.00	\$6.00	23.70	\$30.81	56.52%	17.00
31001762	PC SB-Hay Stooks	5.00	2.50	\$0.50	\$0.50	1.00	\$1.26	55.75%	116.00
31001786	PC-Sturt Pea	2.00	1.00	\$0.50	\$0.50	0.60	\$0.31	34.07%	7.00
31001793	PC-St PatricksDL	11.00	5.50	\$0.50	\$0.50	2.75	\$2.23	44.78%	1,009.00
31001809	PC-Railway SIDL	2.00	1.00	\$0.50	\$0.50	0.26	\$0.64	71.11%	1,363.00
31001816	PC-TownHallICDL	16.00	8.00	\$0.50	\$0.50	4.00	\$3.26	44.90%	756.00
31001823	PC-TownHallIDL	15.00	7.50	\$0.50	\$0.50	3.75	\$3.05	44.85%	1,039.00
31001830	PC-SB MtBakewell	1.00	0.50	\$0.50	\$0.50	0.20	\$0.25	55.56%	562.00
31001847	PC-SB-Avon River	2.00	1.00	\$0.50	\$0.50	0.40	\$0.50	55.56%	202.00
31001946	BIRTHDAY CALENDA	2.00	15.00	\$7.50	\$7.50	6.60	\$7.04	51.61%	8.00
31002103	BOOKCemetery Wal	1.00	15.00	\$15.00	\$15.00	10.00	\$3.64	26.69%	10.00
31002233	BOOKFour Julias	1.00	18.00	\$18.00	\$18.00	12.50	\$3.86	23.59%	7.00

Plu Number	Caption	Qty Sold	Dollar Sales	Average Price	Retail	Cost of Sales EX	\$ Profit	% Profit	On Hand
31003025	BADGE HAT York R	5.00	30.00	\$6.00	\$6.00	11.85	\$15.40	56.51%	34.00
31003735	BOOK HERITWALK	4.00	24.00	\$6.00	\$6.00	0.00	\$21.80	100.00%	-49.00
31003742	SELF DRIVE TOUR	14.00	14.00	\$1.00	\$1.00	0.00	\$12.74	100.00%	-323.00
31003759	YORK BUSH BIRDS	4.00	4.00	\$1.00	\$1.00	0.00	\$3.64	100.00%	-52.00
31003766	WILDFLOWERS YORK	43.00	43.00	\$1.00	\$1.00	0.00	\$39.12	100.00%	-310.00
31003773	BOOK ACTIVITY YK	1.00	5.00	\$5.00	\$5.00	0.00	\$4.55	100.00%	6.00
31003780	MAGNET YORK	15.00	67.50	\$4.50	\$4.50	22.50	\$38.85	63.33%	92.00
31003797	STAMPS USED	8.00	20.00	\$2.50	\$2.50	0.00	\$18.18	100.00%	10.00
31003803	BOOK CWA COOK	1.00	17.50	\$17.50	\$17.50	12.00	\$3.91	24.58%	5.00
31006828	TEA TOWEL TOWNHA	7.00	70.00	\$10.00	\$10.00	45.85	\$17.78	27.94%	29.00
31006835	BOOKHorseHeyDay	2.00	50.00	\$25.00	\$25.00	34.00	\$11.46	25.21%	2.00
31006842	JUMPER COWL GREY	1.00	15.00	\$15.00	\$15.00	8.80	\$4.84	35.48%	0.00
31006903	BOOK TOWNHALL	1.00	20.00	\$20.00	\$20.00	15.00	\$3.18	17.49%	7.00
31006910	BOOK MARWICKS	1.00	25.00	\$25.00	\$25.00	15.00	\$7.73	34.01%	4.00
31006927	PC-COWSHEEP	6.00	6.00	\$1.00	\$1.00	2.70	\$2.76	50.55%	109.00
31006934	PC- PENNY FARTHI	2.00	2.00	\$1.00	\$1.00	0.90	\$0.92	50.55%	112.00
31006941	PC- CANOLA FIELD	4.00	4.00	\$1.00	\$1.00	1.80	\$1.84	50.55%	106.00
31006972	PC RABBITSHED SD	8.00	8.00	\$1.00	\$1.00	0.00	\$7.28	100.00%	-36.00
31006989	PC AVONTCE SD	10.00	10.00	\$1.00	\$1.00	0.00	\$9.10	100.00%	-54.00
31006996	STUBBY HOLDERS	12.00	72.00	\$6.00	\$6.00	35.88	\$29.55	45.16%	46.00
31007009	TEASPOONS	3.00	18.00	\$6.00	\$6.00	10.74	\$5.61	34.31%	31.00
31007016	BOOKS ABORIGINES	1.00	20.00	\$20.00	\$20.00	15.00	\$3.18	17.49%	1.00
31007030	Jumper BlackPolo	1.00	19.00	\$19.00	\$19.00	8.80	\$8.47	49.04%	0.00
31007054	Jumper Purple	1.00	19.00	\$19.00	\$19.00	8.80	\$8.47	49.04%	0.00
31007092	Jumper Cowl Asso	3.00	54.00	\$18.00	\$18.00	23.10	\$25.99	52.94%	0.00
31007108	YORK PENS	11.00	38.50	\$3.50	\$3.50	20.57	\$14.42	41.21%	223.00
9780731234165	BOOK101Widflowe	18.00	108.00	\$6.00	\$6.00	49.50	\$48.64	49.56%	0.00
	<b>Group Total</b>	<b>382.00</b>	<b>1,172.30</b>			<b>524.37</b>	<b>541.18</b>	<b>50.79%</b>	
	<b>Grand Totals</b>	<b>386.00</b>	<b>1,186.30</b>			<b>\$524.37</b>	<b>\$553.91</b>	<b>51.37%</b>	

Plu Range: 0 to ZZZZZZZZZZZZ  
Group Range: to SOUVENIRS  
DATE Range 01/10/2012 - 31/10/2012  
GST Included in Values

# Item Sales



Plu Number	Caption	Qty Sold	Dollar Sales	Average Price	Retail	Cost of Sales EX	\$ Profit	% Profit	On Hand
<b>0 - Group Sales</b>									
31001519	MAGNETMyFriendsR	1.00	4.50	\$4.50	\$4.50	3.00	\$1.09	26.65%	0.00
31001854	PC SWP-Balladong	5.00	5.00	\$1.00	\$1.00	0.50	\$4.05	89.01%	0.00
31003056	MIRRORcat	1.00	15.00	\$15.00	\$15.00	13.64	\$0.00	0.00%	0.00
9314777228484	DOORSTOPAnimal	1.00	20.00	\$20.00	\$20.00	15.95	\$2.23	12.27%	0.00
9314777236304	KANGAROO GLASS	1.00	9.95	\$9.95	\$9.95	6.05	\$3.00	33.15%	0.00
9314777236342	GLASS EMU	3.00	29.85	\$9.95	\$9.95	18.15	\$8.99	33.12%	0.00
9314777236359	ECHIDNA GLASS	1.00	8.00	\$8.00	\$8.00	6.05	\$1.22	16.78%	0.00
9330516010103	VJ EAR IRHeartPD	1.00	14.95	\$14.95	\$14.95	6.29	\$7.30	53.72%	0.00
9330516013531	VJ-PEND IR200227	1.00	29.95	\$29.95	\$29.95	0.00	\$27.23	100.00%	0.00
9330516047383	VJ PENDGlassOval	3.00	60.00	\$20.00	\$20.00	52.53	\$2.01	3.69%	0.00
9330516049219	VJ PEND GG DROP	1.00	20.00	\$20.00	\$20.00	17.51	\$0.67	3.69%	0.00
9330516052172	VJ EARRING GG HE	1.00	25.00	\$25.00	\$25.00	21.89	\$0.84	3.70%	0.00
<b>Group Total</b>		<b>20.00</b>	<b>242.20</b>			<b>161.56</b>	<b>58.63</b>	<b>26.63%</b>	
<b>2 - GENERAL</b>									
3	RETAIL	9.00	24.50	\$2.72	\$0.00	0.00	\$22.28	100.00%	-151.00
31000116	BOOK1stInlandTow	4.00	19.00	\$4.75	\$5.00	6.00	\$11.29	65.30%	4.00
31000192	PC AK-Town North	1.00	1.00	\$1.00	\$1.00	0.20	\$0.71	78.02%	119.00
31000208	PC AK-Town South	3.00	3.00	\$1.00	\$1.00	0.60	\$2.13	78.02%	200.00
31000253	PC AK-SettlersSk	1.00	1.00	\$1.00	\$1.00	0.10	\$0.81	89.01%	162.00
31000291	PC AK-Old Mill S	3.00	3.00	\$1.00	\$1.00	0.30	\$2.43	89.01%	150.00
31000338	BOOKRoadtoYorkAK	3.00	18.00	\$6.00	\$6.00	7.50	\$8.85	54.13%	3.00
31000345	PC AK-Railway	1.00	1.00	\$1.00	\$1.00	0.25	\$0.66	72.53%	55.00
31000635	PC-DTCol	41.00	41.00	\$1.00	\$1.00	18.45	\$18.85	50.54%	215.00
31000642	PC-DTOldHosp	19.00	19.00	\$1.00	\$1.00	8.55	\$8.74	50.55%	66.00
31000666	CAPs GP EMBR	4.00	43.80	\$10.95	\$10.95	26.20	\$13.60	34.17%	31.00
31000826	BOOK York Sketch	1.00	20.00	\$20.00	\$20.00	15.00	\$3.18	17.49%	8.00
31001649	STICKERJewel	2.00	3.00	\$1.50	\$1.50	1.00	\$1.72	63.24%	338.00
31001663	TEASPOON SP	4.00	28.00	\$7.00	\$7.00	11.64	\$13.80	54.25%	50.00
31001670	STUBBY SP	1.00	7.95	\$7.95	\$7.95	4.35	\$2.88	39.83%	0.00
31001687	BADGEClothSP	4.00	20.00	\$5.00	\$5.00	9.92	\$8.28	45.49%	86.00
31001694	Badge-SBA	1.00	9.50	\$9.50	\$9.50	6.05	\$2.59	29.98%	17.00
31001762	PC SB-Hay Stooks	1.00	1.00	\$1.00	\$1.00	0.20	\$0.71	78.02%	116.00
31001786	PC-Sturt Pea	2.00	2.00	\$1.00	\$1.00	0.60	\$1.22	67.03%	7.00



Plu Number	Caption	Qty Sold	Dollar Sales	Average Price	Retail	Cost of Sales EX	\$ Profit	% Profit	On Hand
31001793	PC-St PatricksDL	2.00	2.00	\$1.00	\$1.00	0.50	\$1.32	72.53%	1,009.00
31001809	PC-Railway SIDL	2.00	2.00	\$1.00	\$1.00	0.26	\$1.56	85.71%	1,363.00
31001816	PC-TownHallCDL	9.00	9.00	\$1.00	\$1.00	2.25	\$5.94	72.53%	756.00
31001823	PC-TownHallDL	5.00	5.00	\$1.00	\$1.00	1.25	\$3.30	72.53%	1,039.00
31001847	PC SB-Avon River	1.00	1.00	\$1.00	\$1.00	0.20	\$0.71	78.02%	202.00
31001946	BIRTHDAY CALENDAR	1.00	7.50	\$7.50	\$7.50	3.30	\$3.52	51.61%	8.00
31001953	B/DAY CALENDAR	2.00	10.00	\$5.00	\$5.00	0.00	\$9.10	100.00%	0.00
31002233	BOOKFour Julias	3.00	53.85	\$17.95	\$17.95	37.50	\$11.46	23.41%	7.00
31003025	BADGE York Rose	3.00	18.00	\$6.00	\$6.00	6.93	\$9.42	57.61%	34.00
31003667	KEYRING SP	2.00	13.00	\$6.50	\$6.50	5.84	\$5.98	50.59%	0.00
31003728	SOAP MIT NH	3.00	25.50	\$8.50	\$8.50	15.00	\$8.18	35.29%	1.00
31003735	BOOK HERIT/WALK	5.00	30.00	\$6.00	\$6.00	0.00	\$27.25	100.00%	-49.00
31003742	SELF DRIVE TOUR	40.00	40.00	\$1.00	\$1.00	0.00	\$36.37	100.00%	-323.00
31003759	YORK BUSH BIRDS	7.00	7.00	\$1.00	\$1.00	0.00	\$6.37	100.00%	-52.00
31003766	WILDFLOWERS YORK	66.00	66.00	\$1.00	\$1.00	0.00	\$60.04	100.00%	-310.00
31003773	BOOK ACTIVITY YK	5.00	25.00	\$5.00	\$5.00	0.00	\$22.73	100.00%	6.00
31003780	MAGNET YORK	12.00	54.00	\$4.50	\$4.50	18.00	\$31.08	63.33%	92.00
31003797	STAMPS USED	11.00	27.50	\$2.50	\$2.50	0.00	\$25.00	100.00%	10.00
31003803	BOOK CWA COOK	4.00	70.00	\$17.50	\$17.50	48.00	\$15.64	24.58%	5.00
31006828	TT TOWNHALL	5.00	50.00	\$10.00	\$10.00	32.75	\$12.70	27.94%	29.00
31006835	BOOKHorseHeyDay	2.00	49.90	\$24.95	\$24.95	34.00	\$11.36	25.04%	2.00
31006842	JUMPER COWL GREY	4.00	67.80	\$16.95	\$16.95	35.20	\$26.44	42.89%	0.00
31006859	JUMPER COWL TEAL	5.00	87.80	\$17.56	\$16.95	44.00	\$35.82	44.88%	0.00
31006866	JUMPER COWL PINK	11.00	192.55	\$17.50	\$16.95	96.80	\$78.25	44.70%	0.00
31006873	HAND TOWEL BD	2.00	30.00	\$15.00	\$15.00	20.00	\$7.27	26.66%	0.00
31006880	CALENDAR WALL	5.00	82.50	\$16.50	\$16.50	67.50	\$15.00	18.18%	0.00
31006897	CALENDAR DESK	4.00	58.00	\$14.50	\$14.50	48.00	\$10.00	17.24%	0.00
31006903	BOOK TOWNHALL	2.00	40.00	\$20.00	\$20.00	30.00	\$6.36	17.49%	7.00
31006910	BOOK MARWICKS	5.00	125.00	\$25.00	\$25.00	75.00	\$38.65	34.01%	4.00
31006927	PC-cowsheep	1.00	1.00	\$1.00	\$1.00	1.00	-\$0.09	-9.89%	109.00
9319844302708	ZODIAC-HD	1.00	20.00	\$20.00	\$20.00	15.62	\$2.56	14.08%	-4.00
9780731234165	BOOK101Wildflowe	7.00	35.00	\$5.00	\$5.00	19.25	\$12.59	39.54%	0.00
<b>Group Total</b>		<b>342.00</b>	<b>1,571.65</b>			<b>775.06</b>	<b>666.61</b>	<b>46.24%</b>	

Plu Number	Caption	Qty Sold	Dollar Sales	Average Price	Retail	Cost of Sales EX	\$ Profit	% Profit	On Hand
	<b>Grand Totals</b>	<u>362.00</u>	<u>1,813.85</u>			<u>\$936.62</u>	<u>\$725.24</u>	<u>43.64%</u>	

Plu Range: 0 to ZZZZZZZZZZZZ  
 Group Range: to SOUVENIRS  
 DATE Range 01/10/2011 - 31/10/2011  
 GST Included in Values